



Price Book

LIST PRICES FOR TOWNSTEEL PRODUCTS





The TownSteel Promise

We have built our company around the promise of creating durable hardware solutions for your projects. Our complete product line is the result of decades of determined engineering. This allows TownSteel to provide you with the right product to meet your exacting specifications. With end-to-end customer support, you will find that TownSteel is the ideal company for you to partner with. Check us out at townsteel.com for more information!

Release Notes

Mortise Locks

Added the F110 Classroom Intruder function to the **CE / CEC**

Mortise Locks

Made the available finish and escutcheon options more clear for the **MSS Mechanical** and **MSE Mechanical**

Ligature Resistant Locks

Added the 3-3/4" backset option for the **CRX-A**, **CRX-A-S**, and **TRX-L**

Added additional options for the **MRX Ligature Resistant Status Indicator**

Added additional options for the **EDMRX-A Exit Device with Ligature Resistant Arch Trim**

Exit Devices

Updated the formatting of part numbers for **Less Bottom Rod** exit devices

Added additional options for **Grade 2 exit devices**, **1200 Surface Vertical Rod exit devices**, and **3747 Narrow Stile Concealed Vertical Rod exit devices**

Exit Device Trims

Added the new **Aegis ESG Exit Device Trim**

Updated various part numbers descriptions to be more accurate in the ordering process

Deadbolts

Removed the 2-3/8" backset option for the **DBD**

Added the new **Aegis SLD Deadbolt**

Electronic Locks and Software - Standalone

Removed 622 finish options from the **FME-2000**, **XME-2000**, **FME-4000**, and **XME-9000**

Electronic Locks and Software - Access Control

Corrected inconsistent part numbers and descriptions through this section

Release Notes

Cylinders and Keying

Changed pricing to “Contact factory” for the 630 finish for all cylinder options

Door Closers

Removed the **TDC ARM-04-40** and **TDC ARM-05-40** from the available closer arm options

Removed the Barrier Free option from all closers, as all TownSteel door closers meet barrier free requirements, so we removed the note about optional barrier free closers

School Security Solutions

Added the new **Aegis ESG Exit Device Trim** and **Aegis SLD Deadbolt**

Rejuvenator Series

Added the new **CE-R / CEC-R**, **Aegis ESG Exit Device Trim**, and **Aegis SLD Deadbolt**

Made the available finish and escutcheon options more clear for the **MSS Mechanical** and **MSE Mechanical**

Removed the **MKS Exit Device Trim** from this section

Indicator Devices

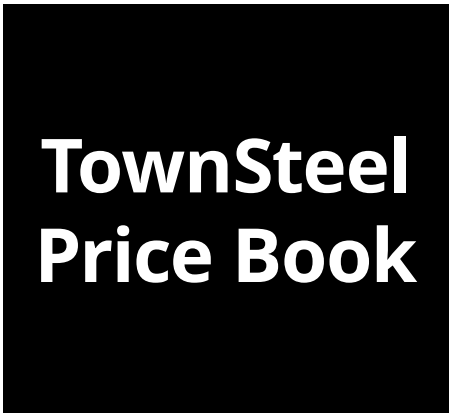
Added the new **Aegis ESG Exit Device Trim** and **Aegis SLD Deadbolt**

Welcome to the 2026 TownSteel price book! Our mission with this is to create an all-encompassing, complete, easy-to-use price book so you can quickly and easily obtain list pricing on all of the TownSteel product lines.

Click on a link below and you will be taken to the pricing for that product line. Once there, each page has a “Return to Table of Contents” button for you to return to this page.

You will also notice that we’ve incorporated basic How to Order information for each product. If you need more information, click on the link and you will be directed to the appropriate page on our website.

This price book supersedes all previous versions.



CONTENTS	PAGE	PRODUCT SUITES	PAGE
Cylindrical Locks	6	School Security Solutions	323
Mortise Locks	21	Rejuvenator Series	334
Ligature Resistant Locks and Pulls	56		
Interconnected Locks	118		
Exit Devices	120		
Exit Device Trims and Accessories	165		
Tubular Locks	200		
Deadbolts and Auxiliary Locks	210	INDICATOR DEVICES	PAGE
Electronic Locks and Software	220	Indicator Devices	355
Cylinders and Keying	295	Indicator Mortise Locks	356
Door Closers	308	Indicator Bored Locks	359
Case Quantities	364	Indicator Exit Device Trims	361
Terms and Conditions of Sale	367	Indicator Deadbolts	363

Cylindrical Locks

CYLINDRICAL LOCKS	PAGE
Cylindrical Locks - Mechanical	7
CE / CEC Grade 1 Heavy Duty Cylindrical Lockset	7
CD-1 / CDC-1 Grade 1 Heavy Duty Cylindrical Lockset	11
CSR-1 / CSRC-1 Grade 2 Cylindrical Lockset	14
Cylindrical Locks - Electrified	18
XCDC: Solenoid Electrified Grade 1 Clutched Cylindrical Lockset	18
CE-M: Motorized Electrified Grade 1 Cylindrical Lockset	20

Cylindrical Locks - Mechanical

CE / CEC Grade 1 Heavy Duty Cylindrical Lockset




Essen lever shown

CE Non-Clutched	Function	Finish		
		619	622	626
Non-keyed and single cylinder, standard 6-pin functions				
CE-75	F75 (Passage)	438.00		
CE-76	F76 (Privacy)	522.00		
CE-82	F82 (Entrance / Office)	550.00		
CE-84	F84 (Classroom)			
CE-86	F86 (Storeroom)			
CE-89	F89 (Exit Latch)			
CE-109	F109 (Entry / Office)			
Double cylinder, standard 6-pin				
CE-87	F87 (Asylum)	694.00		
CE-110	F110 (Classroom Intruder)			

[1] All standard cylinders come with 6-pin Schlage® "C" keyway only. [2] MK, GMK, & GGMK are available at an additional charge. [3] All locks come with standard ANSI strike unless specified otherwise. [4] Prices based on F.O.B. City of Industry, CA. [5] Prices subject to change without notice.

Cylindrical Locks - Mechanical

CE / CEC Grade 1 Heavy Duty Cylindrical Lockset



Sentinel lever shown

CE Non-Clutched - IC	Function	Finish		
		619	622	626
SFIC core ready; SFIC core not included				
CE-82-SF	F82 (Entrance / Office)	535.00		
CE-84-SF	F84 (Classroom)			
CE-86-SF	F86 (Storeroom)			
CE-87-SF	F87 (Asylum)	671.00		
CE-109-SF	F109 (Entry / Office)			
CE-110-SF	F110 (Classroom Intruder)			

Order string is as follows:

[Series]-[Function]-[Lever]-[Finish]-[Cylinder]

Example order: CE-84-E-626

To view the full How to Order, visit townsteel.com/documents/ce-cec-cut-sheet/

[1] All standard cylinders come with 6-pin Schlage® "C" keyway only. [2] MK, GMK, & GGMK are available at an additional charge. [3] All locks come with standard ANSI strike unless specified otherwise. [4] Prices based on F.O.B. City of Industry, CA. [5] Prices subject to change without notice.

Cylindrical Locks - Mechanical

CE / CEC Grade 1 Heavy Duty Cylindrical Lockset



Essen lever shown

CEC Clutched	Function	Finish	
		622	626
Non-keyed and single cylinder, standard 6-pin functions			
CEC-76	F76 (Privacy)	532.00	
CEC-82	F82 (Entrance / Office)	585.00	
CEC-84	F84 (Classroom)		
CEC-86	F86 (Storeroom)		
CEC-89	F89 (Exit Latch)		
CEC-109	F109 (Entry / Office)		
CEC-110	F110 (Classroom Intruder)		

[1] All standard cylinders come with 6-pin Schlage® "C" keyway only. [2] MK, GMK, & GGMK are available at an additional charge. [3] All locks come with standard ANSI strike unless specified otherwise. [4] Prices based on F.O.B. City of Industry, CA. [5] Prices subject to change without notice.

Cylindrical Locks - Mechanical

CE / CEC Grade 1 Heavy Duty Cylindrical Lockset



Sentinel lever shown

CEC Clutched - IC	Function	Finish	
		622	626
SFIC core ready; SFIC core not included			
CEC-82	F82 (Entrance / Office)	570.00	
CEC-84	F84 (Classroom)		
CEC-86	F86 (Storeroom)		
CEC-89	F89 (Exit Latch)		
CEC-109	F109 (Entry / Office)	706.00	
CEC-110-SF	F110 (Classroom Intruder)		

Order string is as follows:
[Series]-[Function]-[Lever]-[Finish]-[Cylinder]

Example order: CEC-109-E-626

To view the full How to Order, visit townsteel.com/documents/ce-cec-cut-sheet/

[1] All standard cylinders come with 6-pin Schlage® "C" keyway only. [2] MK, GMK, & GGMK are available at an additional charge. [3] All locks come with standard ANSI strike unless specified otherwise. [4] Prices based on F.O.B. City of Industry, CA. [5] Prices subject to change without notice.

Cylindrical Locks - Mechanical

CD-1 / CDC-1 Grade 1 Heavy Duty Cylindrical Lockset



Quest lever shown

CD-1 Non-Clutched	Function	Finish	
		622	626
Non-keyed			
CD-1-75	F75 (Passage)	266.00	251.00
CD-1-111	F111 (Communicating Passage)	185.00	175.00
CD-1-SD	Single Dummy	109.00	106.00

CDC-1 Clutched	Function	Finish	
		622	626
Non-keyed and single cylinder			
CDC-1-76	F76 (Privacy)	316.00	301.00
CDC-1-84	F84 (Classroom)	330.00	316.00
CDC-1-86	F86 (Storeroom)		
CDC-1-109	F109 (Entry / Office)		
CDC-1-90	F90 (Corridor)	413.00	398.00

[1] All standard cylinders come with 6-pin Schlage® "C" keyway only. [2] MK, GMK, & GGMK are available at an additional charge. [3] All locks come with standard ANSI strike unless specified otherwise. [4] Prices based on F.O.B. City of Industry, CA. [5] Prices subject to change without notice.

Cylindrical Locks - Mechanical

CD-1 / CDC-1 Grade 1 Heavy Duty Cylindrical Lockset



Sentinel lever shown

CDC-1 Clutched	Function	Finish	
		622	626
Double cylinder			
CDC-1-87	F87 (Asylum)	413.00	398.00
CDC-1-110	F110 (Intruder)	384.00	369.00

CDC-1 Series Clutching - IC		Function	Finish	
			622	626
SFIC less core				
CDC-1-84-SF	F84 (Classroom)	322.00	308.00	
CDC-1-86-SF	F86 (Storeroom)			
CDC-1-109-SF	F109 (Entry / Office)			
CDC-1-87-SF	F87 (Asylum)	400.00	387.00	
CDC-1-90-SF	F90 (Corridor)			
CDC-1-110-SF	F110 (Classroom Intruder)			

[1] All standard cylinders come with 6-pin Schlage® "C" keyway only. [2] MK, GMK, & GGMK are available at an additional charge. [3] All locks come with standard ANSI strike unless specified otherwise. [4] Prices based on F.O.B. City of Industry, CA. [5] Prices subject to change without notice.

Cylindrical Locks - Mechanical

CD-1 / CDC-1 Grade 1 Heavy Duty Cylindrical Lockset



Sentinel lever shown

CDC-1 Series Clutching - IC		Function	Finish	
			622	626
SLFIC less core				
CDC-1-84-SF	F84 (Classroom)	349.00	336.00	
CDC-1-86-SF	F86 (Storeroom)			
CDC-1-109-SF	F109 (Entry / Office)			

Order string is as follows:

[Series]-[Function]-[Lever]-[Finish]-[Cylinder]-[Backset]

Example order: CDC-1-109-S-626-SF

To view the full How to Order, visit townsteel.com/documents/cd-cdc-cut-sheet/

[1] All standard cylinders come with 6-pin Schlage® "C" keyway only. [2] MK, GMK, & GGMK are available at an additional charge. [3] All locks come with standard ANSI strike unless specified otherwise. [4] Prices based on F.O.B. City of Industry, CA. [5] Prices subject to change without notice.

Cylindrical Locks - Mechanical

CSR-1 / CSRC-1 Grade 2 Cylindrical Lockset



Sentinel lever shown

CSR-1 Non-Clutched	Function	Finish	
		622	626
Non-keyed and single cylinder			
CSR-1-75	F75 (Passage)	135.00	125.00
CSR-1-76	F76 (Privacy)	143.00	126.00
CSR-1-77	F77 (Patio)	129.00	118.00
CSR-1-84	F84 (Classroom)	166.00	146.00
CSR-1-86	F86 (Storeroom)		
CSR-1-109	F109 (Entry / Office)		
CSR-1-111	F111 (Communicating Passage)	104.00	92.00
CSR-1-113	F113 (Communicating Keyed)	114.00	103.00
CSR-1-DD	Double Dummy		
CSR-1-SD	Single Dummy	86.00	80.00
Double cylinder			
CSR-1-87	F87 (Asylum)	178.00	159.00

[1] All standard cylinders come with 6-pin Schlage® "C" keyway only. [2] MK, GMK, & GGMK are available at an additional charge. [3] All locks come with standard ANSI strike unless specified otherwise. [4] Prices based on F.O.B. City of Industry, CA. [5] Prices subject to change without notice.

Cylindrical Locks - Mechanical

CSR-1 / CSRC-1 Grade 2 Cylindrical Lockset



Sentinel lever shown

CSRC-1 Clutched	Function	Finish	
		622	626
Single cylinder			
CSRC-1-82	F82 (Entry)	159.00	139.00
CSRC-1-84	F84 (Classroom)	166.00	146.00
CSRC-1-86	F86 (Storeroom)		
CSRC-1-109	F109 (Entry / Office)		
Double cylinder			
CSRC-1-110	F110 (Classroom Intruder)	178.00	159.00

[1] All standard cylinders come with 6-pin Schlage® "C" keyway only. [2] MK, GMK, & GGMK are available at an additional charge. [3] All locks come with standard ANSI strike unless specified otherwise. [4] Prices based on F.O.B. City of Industry, CA. [5] Prices subject to change without notice.

Cylindrical Locks - Mechanical

CSR-1 / CSRC-1 Grade 2 Cylindrical Lockset



Quest lever shown

CSR-1 Non-Clutched IC	Function	Finish	
		622	626
SFIC less core			
CSR-1-84-SF	F84 (Classroom)	166.00	146.00
CSR-1-86-SF	F86 (Storeroom)		
CSR-1-109-SF	F109 (Entry / Office)		

[1] All standard cylinders come with 6-pin Schlage® "C" keyway only. [2] MK, GMK, & GGMK are available at an additional charge. [3] All locks come with standard ANSI strike unless specified otherwise. [4] Prices based on F.O.B. City of Industry, CA. [5] Prices subject to change without notice.

Cylindrical Locks - Mechanical

CSR-1 / CSRC-1 Grade 2 Cylindrical Lockset



Quest lever shown

CSRC-1 Clutched IC	Function	Finish	
		622	626
SFIC less core			
CSRC-1-82-SF	F82 (Entry)	159.00	139.00
CSRC-1-84-SF	F84 (Classroom)	166.00	146.00
CSRC-1-86-SF	F86 (Storeroom)		
CSRC-1-109-SF	F109 (Entry / Office)		
CSRC-1-87-SF	F87 (Asylum)		
CSRC-1-110-SF	F110 (Classroom Intruder)	178.00	159.00

Order string is as follows:

Series]-[Function]-[Lever]-[Finish]-[Cylinder]-[Backset]

Example order: CSRC-1-84-Q-622-SF

To view the full How to Order, visit townsteel.com/documents/csrc

[1] All standard cylinders come with 6-pin Schlage® "C" keyway only. [2] MK, GMK, & GGMK are available at an additional charge. [3] All locks come with standard ANSI strike unless specified otherwise. [4] Prices based on F.O.B. City of Industry, CA. [5] Prices subject to change without notice.

Cylindrical Locks - Electrified

XCDC: Solenoid Electrified Grade 1 Clutched Cylindrical Lockset



Sentinel lever shown

XCDC Series Clutching	Function	Finish
		626
With standard 6-pin cylinder		
XCDC-8614	24VDC Storeroom (Fail Safe)	635.00
XCDC-8622	12VDC Storeroom (Fail Secure)	
XCDC-8624	24VDC Storeroom (Fail Secure)	

Order string is as follows:

[Series]-[Function][Fail State][Voltage]-[Lever]-[Finish]

Example order: XCDC-8624-S-626

To view the full How to Order, visit [townsteel.com/documents/xcdc-2](https://www.townsteel.com/documents/xcdc-2)

[1] All standard cylinders come with 6-pin Schlage® "C" keyway only. [2] MK, GMK, & GGMK are available at an additional charge. [3] All locks come with standard ANSI strike unless specified otherwise. [4] Prices based on F.O.B. City of Industry, CA. [5] Prices subject to change without notice.

Cylindrical Locks - Electrified

XCDC: Solenoid Electrified Grade 1 Clutched Cylindrical Lockset



Sentinel lever shown

XCDC Series Clutching - IC	Function	Finish
		626
SFIC cylinder not included		
XCDCI-8614	24VDC Storeroom (Fail Safe)	635.00
XCDCI-8622	12VDC Storeroom (Fail Secure)	
XCDCI-8624	24VDC Storeroom (Fail Secure)	

Order string is as follows:

[Series]-[Function][Fail State][Voltage]-[Lever]-[Finish]

Example order: XCDCI-8624-S-626

To view the full How to Order, visit townsteel.com/documents/xcdc-2

[1] All standard cylinders come with 6-pin Schlage® "C" keyway only. [2] MK, GMK, & GGMK are available at an additional charge. [3] All locks come with standard ANSI strike unless specified otherwise. [4] Prices based on F.O.B. City of Industry, CA. [5] Prices subject to change without notice.

Cylindrical Locks - Electrified

CE-M: Motorized Electrified Grade 1 Cylindrical Lockset



Sentinel lever shown

CE-M-30 Series	Function	Finish
		626
CE-84M-30	Electrified cylindrical lock, Rigid, Sentinel lever, Schlage® 6 pin with KES PCU for access control	754.00
CEC-84M-30	Electrified cylindrical lock, Clutched, Sentinel lever, Schlage® 6 pin with KES PCU for access control	

Order string is as follows:

[Series]-[Lever]-[Finish]-[Cylinder]-[Backset]

Example order: CE-84M-30-S-626

To view the full How to Order, visit [townsteel.com/documents/xcdc-2](https://www.townsteel.com/documents/xcdc-2)

[1] All standard cylinders come with 6-pin Schlage® "C" keyway only. [2] MK, GMK, & GGMK are available at an additional charge. [3] All locks come with standard ANSI strike unless specified otherwise. [4] Prices based on F.O.B. City of Industry, CA. [5] Prices subject to change without notice.

Mortise Locks

MORTISE LOCKS	PAGE
Mortise Locks - Mechanical	22
MSS Mechanical - Regular Sectional	22
MSS Mechanical - Low Sectional	26
MSS Mechanical - Clutching Sectional.	30
MSS Mechanical - Designer Mortise Trims.	31
MSE Mechanical - Standard Escutcheon.	33
MSE Mechanical - Wide Escutcheon	37
MSE Mechanical - Clutching Escutcheon	41
MSE Mechanical - Designer Mortise Trims.	42
MSS-PP Push Pull Mortise.	44
Mortise Status Indicators	47
Mortise Locks - Electrified	48
MSS Electrified Sectional Mortise Lock	48
MSE Electrified Escutcheon Mortise Lock.	51
TME Timer Lock with Electrified Mortise Chassis and Status Indicator	54
MSE Electrified Mortise Lock with Status Indicator.	55

Mortise Locks - Mechanical

MSS Mechanical - Regular Sectional



Sentinel lever shown

MSS Series		Finish					
Regular	Function	605 ¹	606 ¹	625 ¹	622	629 ¹	630
Single cylinder functions							
MSS-R-04	Entry / Office	686.00			753.00		719.00
MSS-R-05	Classroom						
MSS-R-06	Holdback						
MSS-R-07	Storeroom / Closet						
MSS-R-08	Front Door / Corridor	733.00			802.00		769.00
MSS-R-12	Dormitory / Exit						
MSS-R-13	Dormitory / Exit						
MSS-R-15	Hotel or Motel ²						
MSS-R-20	Entrance / Apartment						
MSS-R-17	Deadlock	583.00			635.00		620.00
MSS-R-18	Deadlock						

1 Minimum order quantity required for these finishes, please check with factory

2 TownSteel can only supply the Schlage® "C" keyway cylinder, not the special Hotel cylinder for the F15 function; the full functionality of the F15 function cannot be achieved with the cylinder supplied from TownSteel. Customer must furnish their own emergency cylinder.

[1] All standard cylinders come with 6-pin Schlage® "C" keyway only. [2] Small format IC housing available. Schlage®, Sargent®, Corbin Russwin®, and Yale® LFIC housings are available at an additional charge. [3] High security 6-pin cylinder and 7-pin SFIC core available in TownSteel "L" keyway. [4] KA, MK, GMK, GGMK & Construction keying are available at an additional charge. [5] All locks come with standard ANSI strike unless specified otherwise. [6] Prices based on F.O.B. City of Industry, CA. [7] Prices subject to change without notice.

Mortise Locks - Mechanical

MSS Mechanical - Regular Sectional



Sentinel lever shown

MSS Series Regular	Function	Finish					
		605 ¹	606 ¹	625 ¹	622	629 ¹	630
MSS-R-21	Dormitory with Deadbolt	733.00			802.00		769.00
MSS-R-29	Classroom Deadbolt	583.00			635.00		620.00
MSS-R-81	Hotel Privacy	598.00					598.00
Double cylinder functions							
MSS-R-16	Deadlock	583.00			635.00		620.00
MSS-R-09	Apartment / Exit / Public Toilet	825.00			893.00		861.00
MSS-R-14	Store Door						
MSS-R-30	Institutional						
MSS-R-32	Intruder Latch Bolt						
MSS-R-33	Intruder Deadbolt						
MSS-R-34	Intruder Deadbolt						

¹ Minimum order quantity required for these finishes, please check with factory

[1] All standard cylinders come with 6-pin Schlage® "C" keyway only. [2] Small format IC housing available. Schlage®, Sargent®, Corbin Russwin®, and Yale® LFIC housings are available at an additional charge. [3] High security 6-pin cylinder and 7-pin SFIC core available in TownSteel "L" keyway. [4] KA, MK, GMK, GGMK & Construction keying are available at an additional charge. [5] All locks come with standard ANSI strike unless specified otherwise. [6] Prices based on F.O.B. City of Industry, CA. [7] Prices subject to change without notice.

Mortise Locks - Mechanical

MSS Mechanical - Regular Sectional



Sentinel lever shown

MSS Series		Finish					
Regular	Function	605 ¹	606 ¹	625 ¹	630	622	629 ¹
MSS-R-35	Storeroom with Deadbolt	825.00			861.00	893.00	
MSS-R-82	Storeroom						
Non-keyed functions							
MSS-R-01	Passage / Closet	598.00				635.00	
MSS-R-02	Privacy / Bathroom	686.00			719.00	753.00	
MSS-R-19	Privacy / Bathroom						
MSS-R-22	Privacy						
MSS-R-31	Exit	518.00				555.00	

¹ Minimum order quantity required for these finishes, please check with factory

[1] All standard cylinders come with 6-pin Schlage® "C" keyway only. [2] Small format IC housing available. Schlage®, Sargent®, Corbin Russwin®, and Yale® LFIC housings are available at an additional charge. [3] High security 6-pin cylinder and 7-pin SFIC core available in TownSteel "L" keyway. [4] KA, MK, GMK, GGMK & Construction keying are available at an additional charge. [5] All locks come with standard ANSI strike unless specified otherwise. [6] Prices based on F.O.B. City of Industry, CA. [7] Prices subject to change without notice.

Mortise Locks - Mechanical

MSS Mechanical - Regular Sectional



Sentinel lever shown

MSS Series Regular	Function	Finish					
		605 ¹	606 ¹	625 ¹	630	622	629 ¹
MSS-R-41	Single Dummy	254.00				269.00	
MSS-R-42	Double Dummy	468.00				503.00	

1 Minimum order quantity required for these finishes, please check with factory

[1] All standard cylinders come with 6-pin Schlage® "C" keyway only. [2] Small format IC housing available. Schlage®, Sargent®, Corbin Russwin®, and Yale® LFIC housings are available at an additional charge. [3] High security 6-pin cylinder and 7-pin SFIC core available in TownSteel "L" keyway. [4] KA, MK, GMK, GGMK & Construction keying are available at an additional charge. [5] All locks come with standard ANSI strike unless specified otherwise. [6] Prices based on F.O.B. City of Industry, CA. [7] Prices subject to change without notice.

Mortise Locks - Mechanical

MSS Mechanical - Low Sectional



Sentinel lever shown

MSS Series Low	Function	Finish						
		605 ¹	606 ¹	625 ¹	626	622	629 ¹	630
Single cylinder functions								
MSS-L-04	Entry / Office	686.00		650.00	753.00	719.00		
MSS-L-05	Classroom							
MSS-L-06	Holdback							
MSS-L-07	Storeroom / Closet							
MSS-L-08	Front Door / Corridor	733.00		704.00	802.00	769.00		
MSS-L-12	Dormitory / Exit							
MSS-L-13	Dormitory / Exit							
MSS-L-15	Hotel or Motel ²							
MSS-L-17	Deadlock	583.00		535.00	635.00	620.00		
MSS-L-18	Deadlock							
MSS-L-20	Entrance / Apartment	733.00		704.00	802.00	769.00		

¹ Minimum order quantity required for these finishes, please check with factory

² TownSteel can only supply the Schlage® "C" keyway cylinder, not the special Hotel cylinder for the F15 function; the full functionality of the F15 function cannot be achieved with the cylinder supplied from TownSteel. Customer must furnish their own emergency cylinder.

[1] All standard cylinders come with 6-pin Schlage® "C" keyway only. [2] Small format IC housing available. Schlage®, Sargent®, Corbin Russwin®, and Yale® LFIC housings are available at an additional charge. [3] High security 6-pin cylinder and 7-pin SFIC core available in TownSteel "L" keyway. [4] KA, MK, GMK, GGMK & Construction keying are available at an additional charge. [5] All locks come with standard ANSI strike unless specified otherwise. [6] Prices based on F.O.B. City of Industry, CA. [7] Prices subject to change without notice.

Mortise Locks - Mechanical

MSS Mechanical - Low Sectional



Sentinel lever shown

MSS Series Low	Function	Finish						
		605 ¹	606 ¹	625 ¹	626	622	629 ¹	630
MSS-L-21	Dormitory with Deadbolt	733.00			704.00	802.00		769.00
MSS-L-29	Classroom Deadbolt	583.00			535.00	635.00		620.00
MSS-L-81	Hotel Privacy	598.00			561.00			598.00
Double cylinder functions								
MSS-L-16	Deadlock	583.00			535.00	635.00		620.00
MSS-L-09	Apartment / Exit / Public Toilet	825.00			797.00	893.00		861.00
MSS-L-14	Store Door							
MSS-L-30	Institutional							
MSS-L-32	Intruder Latch Bolt							
MSS-L-33	Intruder Deadbolt							
MSS-L-34	Intruder Deadbolt							

¹ Minimum order quantity required for these finishes, please check with factory

[1] All standard cylinders come with 6-pin Schlage® "C" keyway only. [2] Small format IC housing available. Schlage®, Sargent®, Corbin Russwin®, and Yale® LFIC housings are available at an additional charge. [3] High security 6-pin cylinder and 7-pin SFIC core available in TownSteel "L" keyway. [4] KA, MK, GMK, GGMK & Construction keying are available at an additional charge. [5] All locks come with standard ANSI strike unless specified otherwise. [6] Prices based on F.O.B. City of Industry, CA. [7] Prices subject to change without notice.

Mortise Locks - Mechanical

MSS Mechanical - Low Sectional



Sentinel lever shown

MSS Series		Finish						
Low	Function	605 ¹	606 ¹	625 ¹	626	622	629 ¹	630
MSS-L-35	Storeroom with Deadbolt	825.00			797.00	893.00		861.00
MSS-L-82	Storeroom							
Non-keyed functions								
MSS-L-01	Passage / Closet	598.00			561.00	635.00		598.00
MSS-L-02	Privacy / Bathroom	686.00			650.00	753.00		719.00
MSS-L-19	Privacy / Bathroom							
MSS-L-22	Privacy							
MSS-L-31	Exit	518.00			484.00	555.00		518.00

¹ Minimum order quantity required for these finishes, please check with factory

[1] All standard cylinders come with 6-pin Schlage® "C" keyway only. [2] Small format IC housing available. Schlage®, Sargent®, Corbin Russwin®, and Yale® LFIC housings are available at an additional charge. [3] High security 6-pin cylinder and 7-pin SFIC core available in TownSteel "L" keyway. [4] KA, MK, GMK, GGMK & Construction keying are available at an additional charge. [5] All locks come with standard ANSI strike unless specified otherwise. [6] Prices based on F.O.B. City of Industry, CA. [7] Prices subject to change without notice.

Mortise Locks - Mechanical

MSS Mechanical - Low Sectional



Sentinel lever shown

MSS Series Low	Function	Finish						
		605 ¹	606 ¹	625 ¹	630	626	622	629 ¹
MSS-L-41	Single Dummy	254.00				237.00	269.00	
MSS-L-42	Double Dummy	468.00				435.00	503.00	

Order string is as follows:
[Series]-[Function]-[Lever]-[Finish]-[Handing]
Example order: MSS-R-04-G-626-RH

To view the full How to Order, visit townsteel.com/documents/mss-mse-mechanical-cut-sheet/

¹ Minimum order quantity required for these finishes, please check with factory

[1] All standard cylinders come with 6-pin Schlage® "C" keyway only. [2] Small format IC housing available. Schlage®, Sargent®, Corbin Russwin®, and Yale® LFIC housings are available at an additional charge. [3] High security 6-pin cylinder and 7-pin SFIC core available in TownSteel "L" keyway. [4] KA, MK, GMK, GGMK & Construction keying are available at an additional charge. [5] All locks come with standard ANSI strike unless specified otherwise. [6] Prices based on F.O.B. City of Industry, CA. [7] Prices subject to change without notice.

Mortise Locks - Mechanical

MSS Mechanical - Clutching Sectional



Sentinel lever shown

MCS Series	Function	Finish						
		605 ¹	606 ¹	625 ¹	626	622	629 ¹	630
Single cylinder functions								
MCS-05	Classroom	753.00			714.00	818.00		782.00
MCS-15	Hotel ²							
MCS-20	Entrance / Apartment	802.00			769.00	868.00		835.00

¹ Minimum order quantity required for these finishes, please check with factory

² TownSteel can only supply the Schlage® “C” keyway cylinder, not the special Hotel cylinder for the F15 function; the full functionality of the F15 function cannot be achieved with the cylinder supplied from TownSteel. Customer must furnish their own emergency cylinder.

[1] All standard cylinders come with 6-pin Schlage® “C” keyway only. [2] Small format IC housing available. Schlage®, Sargent®, Corbin Russwin®, and Yale® LFIC housings are available at an additional charge. [3] High security 6-pin cylinder and 7-pin SFIC core available in TownSteel “L” keyway. [4] KA, MK, GMK, GGMK & Construction keying are available at an additional charge. [5] All locks come with standard ANSI strike unless specified otherwise. [6] Prices based on F.O.B. City of Industry, CA. [7] Prices subject to change without notice.

Mortise Locks - Mechanical

MSS Mechanical - Designer Mortise Trims



LS rose and Latvia lever shown

MSS-L Series	Function	Finish						
		605 ¹	625 ¹	626	606 ¹	622	629 ¹	630
Single cylinder functions								
² MSS-L-04	Entry / Office	780.00			813.00	847.00		
² MSS-L-05	Classroom							
² MSS-L-07	Storeroom / Closet							
² MSS-L-17	Deadlock	687.00			713.00	749.00		
² MSS-L-18	Deadlock	630.00			655.00	695.00		
² MSS-L-13	Dormitory / Exit	812.00			844.00	880.00		
² MSS-L-20	Entrance / Apartment							
Double cylinder functions								
² MSS-L-14	Storeroom	881.00			916.00	949.00		
² MSS-L-16	Deadlock	687.00			713.00	749.00		

¹ Minimum order quantity required for these finishes, please check with factory

² MSS-B (Bevel), C (Curve), F (Flat), H (Heritage), LS (Low and Small), S (Square), V (Vintage) roses shall be quoted upon request

[1] All standard cylinders come with 6-pin Schlage® "C" keyway only. [2] Small format IC housing available. Schlage®, Sargent®, Corbin Russwin®, and Yale® LFIC housings are available at an additional charge. [3] High security 6-pin cylinder and 7-pin SFIC core available in TownSteel "L" keyway. [4] KA, MK, GMK, GGMK & Construction keying are available at an additional charge. [5] All locks come with standard ANSI strike unless specified otherwise. [6] Prices based on F.O.B. City of Industry, CA. [7] Prices subject to change without notice.

Mortise Locks - Mechanical

MSS Mechanical - Designer Mortise Trims



LS rose and Latvia lever shown

MSS-L Series	Function	Finish						
		605 ¹	625 ¹	626	606 ¹	622	629 ¹	630
Non-keyed functions								
² MSS-L-01	Passage / Closet	716.00			745.00	780.00		
² MSS-L-19	Privacy / Bathroom	786.00			818.00	850.00		
² MSS-L-41	Single Dummy	510.00			530.00	590.00		
² MSS-L-42	Double Dummy	674.00			702.00	740.00		

Order string is as follows:

[Series]-[Function]-[Lever]-[Finish]-[Handing]

Example order: MSS-L-04-E-626-RH

To view the full How to Order, visit townsteel.com/documents/mss-mse-mechanical-cut-sheet/

¹ Minimum order quantity required for these finishes, please check with factory

² MSS-B (Bevel), C (Curve), F (Flat), H (Heritage), LS (Low and Small), S (Square), V (Vintage) roses shall be quoted upon request

[1] All standard cylinders come with 6-pin Schlage® "C" keyway only. [2] Small format IC housing available. Schlage®, Sargent®, Corbin Russwin®, and Yale® LFIC housings are available at an additional charge. [3] High security 6-pin cylinder and 7-pin SFIC core available in TownSteel "L" keyway. [4] KA, MK, GMK, GGMK & Construction keying are available at an additional charge. [5] All locks come with standard ANSI strike unless specified otherwise. [6] Prices based on F.O.B. City of Industry, CA. [7] Prices subject to change without notice.

Mortise Locks - Mechanical

MSE Mechanical - Standard Escutcheon



Sentinel lever shown

MSE Series	Function	Finish						
		605 ¹	606 ¹	625 ¹	630	626	622	629 ¹
Single cylinder functions								
² MSE-R/L-04	Entry / Office	834.00				780.00	865.00	
² MSE-R/L-05	Classroom							
² MSE-R/L-06	Holdback							
² MSE-R/L-07	Storeroom / Closet							
² MSE-R/L-08	Front Door / Corridor	865.00				817.00	900.00	
² MSE-R/L-12	Dormitory / Exit							
² MSE-R/L-13	Dormitory / Exit							
² MSE-R/L-15	Hotel or Motel ³							
² MSE-R/L-20	Entrance / Apartment							
¹ MSE-R/L-17	Deadlock	714.00			749.00	664.00	767.00	
¹ MSE-R/L-18	Deadlock							

¹ Minimum order quantity required for these finishes, please check with factory

² R = Regular, L = Low

³ TownSteel can only supply the Schlage® "C" keyway cylinder, not the special Hotel cylinder for the F15 function; the full functionality of the F15 function cannot be achieved with the cylinder supplied from TownSteel. Customer must furnish their own emergency cylinder.

[1] All standard cylinders come with 6-pin Schlage® "C" keyway only. [2] Small format IC housing available. Schlage®, Sargent®, Corbin Russwin®, and Yale® LFIC housings are available at an additional charge. [3] High security 6-pin cylinder and 7-pin SFIC core available in TownSteel "L" keyway. [4] KA, MK, GMK, GGMK & Construction keying are available at an additional charge. [5] All locks come with standard ANSI strike unless specified otherwise. [6] Prices based on F.O.B. City of Industry, CA. [7] Prices subject to change without notice.

Mortise Locks - Mechanical

MSE Mechanical - Standard Escutcheon



Sentinel lever shown

MSE Series	Function	Finish						
		605 ¹	606 ¹	625 ¹	630	626	622	629 ¹
² MSE-R/L-21	Dormitory with Deadbolt	865.00				817.00	900.00	
² MSE-R/L-29	Classroom Deadbolt	714.00			749.00	664.00	767.00	
² MSE-R/L-81	Hotel Privacy	738.00				702.00	776.00	
Double cylinder functions								
² MSE-R/L-16	Deadlock	714.00			749.00	667.00	767.00	
² MSE-R/L-09	Apartment / Exit / Public Toilet	956.00			991.00	926.00	1,022.00	
² MSE-R/L-14	Store Door							
² MSE-R/L-30	Institutional							
² MSE-R/L-32	Intruder Latch Bolt							
² MSE-R/L-33	Intruder Deadbolt							
² MSE-R/L-34	Intruder Deadbolt							

¹ Minimum order quantity required for these finishes, please check with factory

² R = Regular, L = Low

[1] All standard cylinders come with 6-pin Schlage® "C" keyway only. [2] Small format IC housing available. Schlage®, Sargent®, Corbin Russwin®, and Yale® LFIC housings are available at an additional charge. [3] High security 6-pin cylinder and 7-pin SFIC core available in TownSteel "L" keyway. [4] KA, MK, GMK, GGMK & Construction keying are available at an additional charge. [5] All locks come with standard ANSI strike unless specified otherwise. [6] Prices based on F.O.B. City of Industry, CA. [7] Prices subject to change without notice.

Mortise Locks - Mechanical

MSE Mechanical - Standard Escutcheon



Sentinel lever shown

MSE Series	Function	Finish						
		605 ¹	606 ¹	625 ¹	626	622	629 ¹	630
² MSE-R/L-35	Storeroom with Deadbolt	956.00			926.00	1,022.00		991.00
² MSE-R/L-82	Store Door							
Non-keyed functions								
² MSE-R/L-01	Passage / Closet	738.00			702.00	776.00		738.00
² MSE-R/L-02	Privacy / Bathroom	834.00			780.00	865.00		834.00
² MSE-R/L-19	Privacy / Bathroom							
² MSE-R/L-22	Privacy							
² MSE-R/L-31	Exit	650.00			617.00	684.00		650.00

1 Minimum order quantity required for these finishes, please check with factory
2 R = Regular, L = Low

[1] All standard cylinders come with 6-pin Schlage® "C" keyway only. [2] Small format IC housing available. Schlage®, Sargent®, Corbin Russwin®, and Yale® LFIC housings are available at an additional charge. [3] High security 6-pin cylinder and 7-pin SFIC core available in TownSteel "L" keyway. [4] KA, MK, GMK, GGMK & Construction keying are available at an additional charge. [5] All locks come with standard ANSI strike unless specified otherwise. [6] Prices based on F.O.B. City of Industry, CA. [7] Prices subject to change without notice.

Mortise Locks - Mechanical

MSE Mechanical - Standard Escutcheon



Sentinel lever shown

MSE Series	Function	Finish						
		605 ¹	606 ¹	625 ¹	630	626	622	629 ¹
<i>Non-keyed functions</i>								
² MSE-R/L-41	Single Dummy	382.00			368.00	402.00		
² MSE-R/L-42	Double Dummy	599.00			568.00	632.00		

Order string is as follows:
[Series]-[Function]-[Lever]-[Finish]-[Handing]

Example order: MSE-L-04-G-626-RH

To view the full How to Order, visit townsteel.com/documents/mss-mse-mechanical-cut-sheet/

¹ Minimum order quantity required for these finishes, please check with factory
² R = Regular, L = Low

[1] All standard cylinders come with 6-pin Schlage® "C" keyway only. [2] Small format IC housing available. Schlage®, Sargent®, Corbin Russwin®, and Yale® LFIC housings are available at an additional charge. [3] High security 6-pin cylinder and 7-pin SFIC core available in TownSteel "L" keyway. [4] KA, MK, GMK, GGMK & Construction keying are available at an additional charge. [5] All locks come with standard ANSI strike unless specified otherwise. [6] Prices based on F.O.B. City of Industry, CA. [7] Prices subject to change without notice.

Mortise Locks - Mechanical

MSE Mechanical - Wide Escutcheon



Quest lever shown

Wide Escutcheon	Function	Finish
		626
Single cylinder functions		
MSE-W-04	Entry / Office	827.00
MSE-W-05	Classroom	
MSE-W-06	Holdback	
MSE-W-07	Storeroom / Closet	
MSE-W-08	Front Door / Corridor	861.00
MSE-W-12	Dormitory / Exit	
MSE-W-13	Dormitory / Exit	
MSE-W-15	Hotel or Motel ¹	
MSE-W-20	Entrance / Apartment	712.00
MSE-W-17	Deadlock	
MSE-W-18	Deadlock	

Low & Wide Escutcheon	Function	Finish	
		626	630
Single cylinder functions			
MSE-LW-04	Entry / Office	827.00	
MSE-LW-05	Classroom		
MSE-LW-06	Holdback		
MSE-LW-07	Storeroom / Closet		
MSE-LW-08	Front Door / Corridor	861.00	
MSE-LW-12	Dormitory / Exit		
MSE-LW-13	Dormitory / Exit		
MSE-LW-15	Hotel or Motel ¹		
MSE-LW-20	Entrance / Apartment	712.00	
MSE-LW-17	Deadlock		
MSE-LW-18	Deadlock		

¹ TownSteel can only supply the Schlage® "C" keyway cylinder, not the special Hotel cylinder for the F15 function; the full functionality of the F15 function cannot be achieved with the cylinder supplied from TownSteel. Customer must furnish their own emergency cylinder.

[1] All standard cylinders come with 6-pin Schlage® "C" keyway only. [2] Small format IC housing available. Schlage®, Sargent®, Corbin Russwin®, and Yale® LFIC housings are available at an additional charge. [3] High security 6-pin cylinder and 7-pin SFIC core available in TownSteel "L" keyway. [4] KA, MK, GMK, GGMK & Construction keying are available at an additional charge. [5] All locks come with standard ANSI strike unless specified otherwise. [6] Prices based on F.O.B. City of Industry, CA. [7] Prices subject to change without notice.

Mortise Locks - Mechanical

MSE Mechanical - Wide Escutcheon



Quest lever shown

Wide Escutcheon	Function	Finish
		626
MSE-W-21	Dormitory with Deadbolt	861.00
MSE-W-29	Classroom with Deadbolt	712.00
MSE-W-81	Hotel Privacy	762.00
<i>Double cylinder functions</i>		
MSE-W-16	Deadlock	712.00
MSE-W-09	Apartment / Exit / Public Toilet	969.00
MSE-W-14	Store Door	
MSE-W-30	Institutional	
MSE-W-32	Intruder Latch Bolt	
MSE-W-33	Intruder Deadbolt	
MSE-W-34	Intruder Deadbolt	
MSE-W-35	Storeroom with Deadbolt	

Low & Wide Escutcheon	Function	Finish	
		626	630
MSE-LW-21	Dormitory with Deadbolt	861.00	
MSE-LW-29	Classroom with Deadbolt	712.00	
MSE-LW-81	Hotel Privacy	762.00	
Double cylinder functions			
MSE-LW-16	Deadlock	712.00	
MSE-LW-09	Apartment / Exit / Public Toilet	969.00	
MSE-LW-14	Store Door		
MSE-LW-30	Institutional		
MSE-LW-32	Intruder Latch Bolt		
MSE-LW-33	Intruder Deadbolt		
MSE-LW-34	Intruder Deadbolt		
MSE-LW-35	Storeroom with Deadbolt		

[1] All standard cylinders come with 6-pin Schlage® "C" keyway only. [2] Small format IC housing available. Schlage®, Sargent®, Corbin Russwin®, and Yale® LFIC housings are available at an additional charge. [3] High security 6-pin cylinder and 7-pin SFIC core available in TownSteel "L" keyway. [4] KA, MK, GMK, GGMK & Construction keying are available at an additional charge. [5] All locks come with standard ANSI strike unless specified otherwise. [6] Prices based on F.O.B. City of Industry, CA. [7] Prices subject to change without notice.

Mortise Locks - Mechanical

MSE Mechanical - Wide Escutcheon



Quest lever shown

Wide Escutcheon	Function	Finish
		626
MSE-W-82	Store Door	969.00
Non-keyed functions		
MSE-W-01	Passage / Closet	762.00
MSE-W-02	Privacy / Bathroom	827.00
MSE-W-19	Privacy / Bathroom	
MSE-W-22	Privacy	
MSE-W-31	Exit	663.00

Low & Wide Escutcheon	Function	Finish	
		626	630
MSE-LW-82	Store Door	969.00	
Non-keyed functions			
MSE-LW-01	Passage / Closet	762.00	
MSE-LW-02	Privacy / Bathroom	827.00	
MSE-LW-19	Privacy / Bathroom		
MSE-LW-22	Privacy		
MSE-LW-31	Exit	663.00	

[1] All standard cylinders come with 6-pin Schlage® "C" keyway only. [2] Small format IC housing available. Schlage®, Sargent®, Corbin Russwin®, and Yale® LFIC housings are available at an additional charge. [3] High security 6-pin cylinder and 7-pin SFIC core available in TownSteel "L" keyway. [4] KA, MK, GMK, GGMK & Construction keying are available at an additional charge. [5] All locks come with standard ANSI strike unless specified otherwise. [6] Prices based on F.O.B. City of Industry, CA. [7] Prices subject to change without notice.

Mortise Locks - Mechanical

MSE Mechanical - Wide Escutcheon



Sentinel lever shown

Wide Escutcheon	Function	Finish
		626
Non-keyed functions		
MSE-W-41	Single Dummy	412.00
MSE-W-42	Double Dummy	612.00

Low & Wide Escutcheon	Function	Finish	
		626	630
Non-keyed functions			
MSE-LW-41	Single Dummy	412.00	
MSE-LW-42	Double Dummy	612.00	

Order string is as follows:
[Series]-[Function]-[Lever]-[Finish]-[Handing]

Example order: MSE-W-04-G-626-RH

To view the full How to Order, visit townsteel.com/documents/mss-mse-mechanical-cut-sheet/

[1] All standard cylinders come with 6-pin Schlage® "C" keyway only. [2] Small format IC housing available. Schlage®, Sargent®, Corbin Russwin®, and Yale® LFIC housings are available at an additional charge. [3] High security 6-pin cylinder and 7-pin SFIC core available in TownSteel "L" keyway. [4] KA, MK, GMK, GGMK & Construction keying are available at an additional charge. [5] All locks come with standard ANSI strike unless specified otherwise. [6] Prices based on F.O.B. City of Industry, CA. [7] Prices subject to change without notice.

Mortise Locks - Mechanical

MSE Mechanical - Clutching Escutcheon



Quest lever shown

MCE Series	Function	Finish						
		605 ¹	606 ¹	625 ¹	630	626	622	629 ¹
Single cylinder functions								
MCE-05	Classroom	899.00				845.00	930.00	
MCE-15	Hotel ²	930.00				881.00	965.00	
MCE-20	Entrance / Apartment							

MCW Series		Function	Finish
			626
Single cylinder functions			
MCW-05	Classroom		897.00
MCW-15	Hotel ²		927.00
MCW-20	Entrance / Apartment		

1 Minimum order quantity required for these finishes, please check with factory
2 TownSteel can only supply the Schlage® "C" keyway cylinder, not the special Hotel cylinder for the F15 function; the full functionality of the F15 function cannot be achieved with the cylinder supplied from TownSteel. Customer must furnish their own emergency cylinder.

[1] All standard cylinders come with 6-pin Schlage® "C" keyway only. [2] Small format IC housing available. Schlage®, Sargent®, Corbin Russwin®, and Yale® LFIC housings are available at an additional charge. [3] High security 6-pin cylinder and 7-pin SFIC core available in TownSteel "L" keyway. [4] KA, MK, GMK, GGMK & Construction keying are available at an additional charge. [5] All locks come with standard ANSI strike unless specified otherwise. [6] Prices based on F.O.B. City of Industry, CA. [7] Prices subject to change without notice.

Mortise Locks - Mechanical

MSE Mechanical - Designer Mortise Trims



Art Deco escutcheon and Latvia lever shown

MSE-L Series	Function	Finish ¹						
		606	605	625	626	622	629	630
Single cylinder functions								
² MSE-L-04	Entry / Office	1,055.00	1,014.00			1,093.00		
² MSE-L-05	Classroom							
² MSE-L-07	Storeroom / Closet							
² MSE-L-17	Deadlock	933.00	899.00			979.00		
² MSE-L-18	Deadlock	865.00	833.00			911.00		
² MSE-L-13	Dormitory / Exit	1,093.00	1,053.00			1,135.00		
² MSE-L-20	Entrance / Apartment							
Double cylinder functions								
² MSE-L-14	Storeroom	1,181.00	1,136.00			1,217.00		
² MSE-L-16	Deadlock	933.00	899.00			979.00		

¹ Minimum order quantity required on all finishes, please check with factory

² MSE-AD (Art Deco), C (Cube), F (Flat), N (Narrow), O (Oval), S (Square), V (Vintage) roses shall be quoted upon request

[1] All standard cylinders come with 6-pin Schlage® "C" keyway only. [2] Small format IC housing available. Schlage®, Sargent®, Corbin Russwin®, and Yale® LFIC housings are available at an additional charge. [3] High security 6-pin cylinder and 7-pin SFIC core available in TownSteel "L" keyway. [4] KA, MK, GMK, GGMK & Construction keying are available at an additional charge. [5] All locks come with standard ANSI strike unless specified otherwise. [6] Prices based on F.O.B. City of Industry, CA. [7] Prices subject to change without notice.

Mortise Locks - Mechanical

MSE Mechanical - Designer Mortise Trims



Art Deco escutcheon and Latvia lever shown

MSE-L Series	Function	Finish ¹						
		605	625	626	606	622	629	630
Non-keyed functions								
² MSE-L-01	Passage / Closet	937.00			976.00	1,014.00		
² MSE-L-19	Privacy / Bathroom	1,020.00			1,062.00	1,099.00		
² MSE-L-41	Single Dummy	684.00			713.00	784.00		
² MSE-L-42	Double Dummy	887.00			924.00	965.00		

Order string is as follows:
[Series]-[Function]-[Lever]-[Finish]-[Handing]

Example order: MSE-L-04-S-626-RH

To view the full How to Order, visit townsteel.com/documents/mss-mse-mechanical-cut-sheet/

1 Minimum order quantity required on all finishes, please check with factory
2 MSE-AD (Art Deco), C (Cube), F (Flat), N (Narrow), O (Oval), S (Square), V (Vintage) roses shall be quoted upon request

[1] All standard cylinders come with 6-pin Schlage® "C" keyway only. [2] Small format IC housing available. Schlage®, Sargent®, Corbin Russwin®, and Yale® LFIC housings are available at an additional charge. [3] High security 6-pin cylinder and 7-pin SFIC core available in TownSteel "L" keyway. [4] KA, MK, GMK, GGMK & Construction keying are available at an additional charge. [5] All locks come with standard ANSI strike unless specified otherwise. [6] Prices based on F.O.B. City of Industry, CA. [7] Prices subject to change without notice.

Mortise Locks - Mechanical

MSS-PP Push Pull Mortise



MSS Series		Function	Finish
			630
Single cylinder functions			
MSS-04-PP	Entry / Office	1,168.00	
MSS-05-PP	Classroom		
MSS-06-PP	Holdback		
MSS-07-PP	Storeroom / Closet		
MSS-08-PP	Front Door / Corridor	1,213.00	
MSS-12-PP	Dormitory / Exit		
MSS-13-PP	Dormitory / Exit		
MSS-15-PP	Hotel or Motel ¹		
MSS-20-PP	Entrance / Apartment		
MSS-21-PP	Dormitory with Deadbolt		
MSS-26-PP	Institutional Privacy		

¹ TownSteel can only supply the Schlage® “C” keyway cylinder, not the special Hotel cylinder for the F15 function; the full functionality of the F15 function cannot be achieved with the cylinder supplied from TownSteel. Customer must furnish their own emergency cylinder.

[1] All standard cylinders come with 6-pin Schlage® “C” keyway only. [2] Small format IC housing available. Schlage®, Sargent®, Corbin Russwin®, and Yale® LFIC housings are available at an additional charge. [3] High security 6-pin cylinder and 7-pin SFIC core available in TownSteel “L” keyway. [4] KA, MK, GMK, GGMK & Construction keying are available at an additional charge. [5] All locks come with standard ANSI strike unless specified otherwise. [6] Prices based on F.O.B. City of Industry, CA. [7] Prices subject to change without notice.

Mortise Locks - Mechanical

MSS-PP Push Pull Mortise



MSS Series	Function	Finish
		630
Double cylinder functions		
MSS-09-PP	Apartment / Exit / Public Toilet	1,307.00
MSS-11-PP	Dormitory / Exit	
MSS-14-PP	Store Door	
MSS-30-PP	Institutional	
MSS-32-PP	Intruder Latch Bolt	
MSS-33-PP	Intruder Deadbolt	1,383.00
MSS-34-PP	Intruder Deadbolt	
MSS-35-PP	Storeroom with Deadbolt	

[1] All standard cylinders come with 6-pin Schlage® "C" keyway only. [2] Small format IC housing available. Schlage®, Sargent®, Corbin Russwin®, and Yale® LFIC housings are available at an additional charge. [3] High security 6-pin cylinder and 7-pin SFIC core available in TownSteel "L" keyway. [4] KA, MK, GMK, GGMK & Construction keying are available at an additional charge. [5] All locks come with standard ANSI strike unless specified otherwise. [6] Prices based on F.O.B. City of Industry, CA. [7] Prices subject to change without notice.

Mortise Locks - Mechanical

MSS-PP Push Pull Mortise



MSE Series	Function	Finish
		630
Non-keyed functions		
MSS-01-PP	Passage / Closet	1,066.00
MSS-02-PP	Privacy / Bathroom	1,173.00
MSS-19-PP	Privacy / Bathroom	
MSS-22-PP	Privacy	
MSS-31-PP	Exit	
MSS-41-PP	Single Dummy	814.00
MSS-42-PP	Double Dummy	1,021.00

For more information, contact the factory at:
info@townsteel.com

[1] All standard cylinders come with 6-pin Schlage® "C" keyway only. [2] Small format IC housing available. Schlage®, Sargent®, Corbin Russwin®, and Yale® LFIC housings are available at an additional charge. [3] High security 6-pin cylinder and 7-pin SFIC core available in TownSteel "L" keyway. [4] KA, MK, GMK, GGMK & Construction keying are available at an additional charge. [5] All locks come with standard ANSI strike unless specified otherwise. [6] Prices based on F.O.B. City of Industry, CA. [7] Prices subject to change without notice.

Mortise Locks - Mechanical

Mortise Status Indicators



MSS-O with Sentinel lever shown

The price below is the additional price to add the status indicator.

Status Indicator	Message	Finish	
		626	630
MSS / MSE-O	"Occupied / Vacant" message	175.00	
MSS / MSE-S	"Secure / Unsecure" message		


Order string is as follows:
[Series]-[Function]-[Message]-[Lever]-[Finish]

Example order: MSS-L-13-O-S-626

[1] Prices based on F.O.B. City of Industry, CA. [2] Prices subject to change without notice.

Mortise Locks - Electrified

MSS Electrified Sectional Mortise Lock



MSS Electrified (Solenoid) with
Sentinel lever shown


MSS Series	Function	Finish						
		605 ¹	606 ¹	625 ¹	622	629 ¹	626	630
Single cylinder functions, 3-position monitoring								
MSS-121	Fail Safe (12VDC)	1,114.00		1,193.00		1,053.00	1,145.00	
MSS-122	Fail Secure (12VDC)							
MSS-241	Fail Safe (24VDC)							
MSS-242	Fail Secure (24VDC)							
Single cylinder functions, REX								
MSS-121REX	Fail Safe (12VDC)	1,114.00		1,193.00		1,053.00	1,145.00	
MSS-122REX	Fail Secure (12VDC)							
MSS-241REX	Fail Safe (24VDC)							
MSS-242REX	Fail Secure (24VDC)							

1 Minimum order quantity required, please check with factory

[1] All standard cylinders come with 6-pin Schlage® "C" keyway only. [2] Small format IC housing available. Schlage®, Sargent®, Corbin Russwin®, and Yale® LFIC housings are available at an additional charge. [3] High security 6-pin cylinder and 7-pin SFIC core available in TownSteel "L" keyway. [4] KA, MK, GMK, GGMK & Construction keying are available at an additional charge. [5] All locks come with standard ANSI strike unless specified otherwise. [6] Prices based on F.O.B. City of Industry, CA. [7] Prices subject to change without notice.

Mortise Locks - Electrified

MSS Electrified Sectional Mortise Lock



MSS Electrified (Solenoid) with
Sentinel lever shown


MSS Series	Function	Finish						
		605 ¹	606 ¹	625 ¹	622	629 ¹	626	630
Double cylinder functions, REX								
MSS-121C	Fail Safe (12VDC)	1,456.00		1,535.00		1,395.00	1,487.00	
MSS-122C	Fail Secure (12VDC)							
MSS-241C	Fail Safe (24VDC)							
MSS-242C	Fail Secure (24VDC)							
Deadbolt with thumb turn functions, REX								
MSS-121-DB	Fail Safe (12VDC)	1,193.00		1,274.00		1,133.00	1,225.00	
MSS-122-DB	Fail Secure (12VDC)							
MSS-241-DB	Fail Safe (24VDC)							
MSS-242-DB	Fail Secure (24VDC)							

1 Minimum order quantity required, please check with factory

[1] All standard cylinders come with 6-pin Schlage® "C" keyway only. [2] Small format IC housing available. Schlage®, Sargent®, Corbin Russwin®, and Yale® LFIC housings are available at an additional charge. [3] High security 6-pin cylinder and 7-pin SFIC core available in TownSteel "L" keyway. [4] KA, MK, GMK, GGMK & Construction keying are available at an additional charge. [5] All locks come with standard ANSI strike unless specified otherwise. [6] Prices based on F.O.B. City of Industry, CA. [7] Prices subject to change without notice.

Mortise Locks - Electrified

MSS Electrified Sectional Mortise Lock



MSS Electrified (Solenoid) with
Sentinel lever shown

MSS Series	Function	Finish						
		605 ¹	606 ¹	625 ¹	622	629 ¹	626	630
Deadbolt with double cylinder functions, REX								
MSS-121-DC	Fail Safe (12VDC)	1,193.00			1,274.00		1,133.00	1,225.00
MSS-122-DC	Fail Secure (12VDC)							
MSS-241-DC	Fail Safe (24VDC)							
MSS-242-DC	Fail Secure (24VDC)							

Order string is as follows:
[Series]-[Function]-[Lever]-[Finish]-[Handing]

Example order: MSS-121-S-626-RH


To view the full How to Order, visit townsteel.com/documents/mss-mse-electrified-cut-sheet/

¹ Minimum order quantity required, please check with factory

[1] All standard cylinders come with 6-pin Schlage® "C" keyway only. [2] Small format IC housing available. Schlage®, Sargent®, Corbin Russwin®, and Yale® LFIC housings are available at an additional charge. [3] High security 6-pin cylinder and 7-pin SFIC core available in TownSteel "L" keyway. [4] KA, MK, GMK, GGMK & Construction keying are available at an additional charge. [5] All locks come with standard ANSI strike unless specified otherwise. [6] Prices based on F.O.B. City of Industry, CA. [7] Prices subject to change without notice.

Mortise Locks - Electrified

MSE Electrified Escutcheon Mortise Lock



MSE Electrified (Solenoid) with
Sentinel lever shown


MSE Series	Function	Finish						
		605 ¹	606 ¹	625 ¹	630	622	629 ¹	626
Single cylinder functions, 3-position monitoring								
MSE-121	Fail Safe (12VDC)	1,234.00				1,274.00		1,163.00
MSE-122	Fail Secure (12VDC)							
MSE-241	Fail Safe (24VDC)							
MSE-242	Fail Secure (24VDC)							
Double cylinder functions, REX								
MSE-121C	Fail Safe (12VDC)	1,381.00				1,420.00		1,310.00
MSE-122C	Fail Secure (12VDC)							
MSE-241C	Fail Safe (24VDC)							
MSE-242C	Fail Secure (24VDC)							

1 Minimum order quantity required, please consult factory

[1] All standard cylinders come with 6-pin Schlage® "C" keyway only. [2] Small format IC housing available. Schlage®, Sargent®, Corbin Russwin®, and Yale® LFIC housings are available at an additional charge. [3] High security 6-pin cylinder and 7-pin SFIC core available in TownSteel "L" keyway. [4] KA, MK, GMK, GGMK & Construction keying are available at an additional charge. [5] All locks come with standard ANSI strike unless specified otherwise. [6] Prices based on F.O.B. City of Industry, CA. [7] Prices subject to change without notice.

Mortise Locks - Electrified

MSE Electrified Escutcheon Mortise Lock



MSE Electrified (Solenoid) with
Sentinel lever shown


MSE Series	Function	Finish						
		605 ¹	606 ¹	625 ¹	630	622	629 ¹	626
Single cylinder functions, REX								
MSE-121REX	Fail Safe (12VDC)	1,234.00				1,274.00		1,163.00
MSE-122REX	Fail Secure (12VDC)							
MSE-241REX	Fail Safe (24VDC)							
MSE-242REX	Fail Secure (24VDC)							
Deadbolt with thumb turn functions, REX								
MSE-121-DB	Fail Safe (12VDC)	1,316.00				1,356.00		1,245.00
MSE-122-DB	Fail Secure (12VDC)							
MSE-241-DB	Fail Safe (24VDC)							
MSE-242-DB	Fail Secure (24VDC)							

1 Minimum order quantity required, please consult factory

[1] All standard cylinders come with 6-pin Schlage® "C" keyway only. [2] Small format IC housing available. Schlage®, Sargent®, Corbin Russwin®, and Yale® LFIC housings are available at an additional charge. [3] High security 6-pin cylinder and 7-pin SFIC core available in TownSteel "L" keyway. [4] KA, MK, GMK, GGMK & Construction keying are available at an additional charge. [5] All locks come with standard ANSI strike unless specified otherwise. [6] Prices based on F.O.B. City of Industry, CA. [7] Prices subject to change without notice.

Mortise Locks - Electrified

MSE Electrified Escutcheon Mortise Lock



MSE Electrified (Solenoid) with
Sentinel lever shown

MSS Series	Function	Finish						
		605 ¹	606 ¹	625 ¹	630	622	629 ¹	626
Deadbolt with double cylinder functions, REX								
MSE-121-DC	Fail Safe (12VDC)	1,316.00				1,356.00		1,245.00
MSE-122-DC	Fail Secure (12VDC)							
MSE-241-DC	Fail Safe (24VDC)							
MSE-242-DC	Fail Secure (24VDC)							

Order string is as follows:
[Series]-[Function]-[Lever]-[Finish]-[Handing]

Example order: MSE-242-DB-S-626-RH

To view the full How to Order, visit townsteel.com/documents/mss-mse-electrified-cut-sheet/

¹ Minimum order quantity required, please consult factory

[1] All standard cylinders come with 6-pin Schlage® "C" keyway only. [2] Small format IC housing available. Schlage®, Sargent®, Corbin Russwin®, and Yale® LFIC housings are available at an additional charge. [3] High security 6-pin cylinder and 7-pin SFIC core available in TownSteel "L" keyway. [4] KA, MK, GMK, GGMK & Construction keying are available at an additional charge. [5] All locks come with standard ANSI strike unless specified otherwise. [6] Prices based on F.O.B. City of Industry, CA. [7] Prices subject to change without notice.

Mortise Locks - Electrified

TME Timer Lock with Electrified Mortise Chassis and Status Indicator



Sentinel lever shown

Price includes PS220B power supply, timer, and battery back up.

TME Series	Function	Finish
		626
Single cylinder functions		
TME-E-L	Fail Secure (12VDC)	5,310.00
TME-E-L-A ¹	Fail Secure (12VDC)	5,349.00

For more information, contact the factory at:
info@townsteel.com

1 TME-E-L-A comes with ADA thumb turn

[1] All standard cylinders come with 6-pin Schlage® “C” keyway only. [2] Small format IC housing available. Schlage®, Sargent®, Corbin Russwin®, and Yale® LFIC housings are available at an additional charge. [3] High security 6-pin cylinder and 7-pin SFIC core available in TownSteel “L” keyway. [4] KA, MK, GMK, GGMK & Construction keying are available at an additional charge. [5] All locks come with standard ANSI strike unless specified otherwise. [6] Prices based on F.O.B. City of Industry, CA. [7] Prices subject to change without notice.

Mortise Locks - Electrified

MSE Electrified Mortise Lock with Status Indicator



Sentinel lever shown

MEE Series ¹	Function	Finish
		626
<i>Single cylinder functions</i>		
MEE-E-L	Fail Secure (12VDC)	2,228.00
MEE-E-L-A²	Fail Secure (12VDC)	2,259.00

For more information, contact the factory at:
info@townsteel.com

1 Lock does not include timer and power supply
2 MEE-E-L-A comes with ADA thumb turn

[1] All standard cylinders come with 6-pin Schlage® "C" keyway only. [2] Small format IC housing available. Schlage®, Sargent®, Corbin Russwin®, and Yale® LFIC housings are available at an additional charge. [3] High security 6-pin cylinder and 7-pin SFIC core available in TownSteel "L" keyway. [4] KA, MK, GMK, GGMK & Construction keying are available at an additional charge. [5] All locks come with standard ANSI strike unless specified otherwise. [6] Prices based on F.O.B. City of Industry, CA. [7] Prices subject to change without notice.

Ligature Resistant Locks and Pulls

LIGATURE RESISTANT LOCKS AND PULLS	PAGE
Ligature Resistant Locks - Mechanical	59
Cylindrical	59
CRX-A	59
CRX-A-S	62
CRX-K	65
TRX-L	67
Mortise	70
MRX-A	70
MRX-K	73
MRX-L	78
MRX Ligature Resistant Mortise Lock with Status Indicator	84
ED-MRX-A Rim Exit Device with Ligature Resistant Arch Trim	87
Deadbolts and Auxiliary Ligature Resistant Hardware	88
DRX	88
Ligature Resistant Locks - Electrified	89
Cylindrical	89
XTRX-L-303	89
Mortise	90
XMRX-A	90
XMRX-A-303	93
XMRX-S-K	94
XMRX-S-K-303	97

Ligature Resistant Locks

LIGATURE RESISTANT LOCKS CONTINUED	PAGE
XMRX-E-K	98
XMRX-E-K-303	101
XMRX-L-303	102
Ligature Resistant Locks - Electronic	103
Cylindrical	103
XTRX-L 2000.....	103
XTRXL-4000	104
XTRXL-5000BLE and XTRXL-5000RF	105
Mortise.....	106
XMRXA-2000	106
XMRXL-2000.....	107
XMRXA-4000	108
XMRXL-4000.....	109
XMRXA-5000BLE and XMRXA-5000RF	110
XMRX-L 5000BLE and XMRX-L 5000RF.....	111
XMRXL-E-5000BLE and XMRXL-E-5000RF	112
Ligature Resistant Locks - Additional Parts	113
Cylindrical Latch Bolt	113
MRX-A Under Plate	113
MRX-L Trim	114
MRX-L Spring & Nut	114
Tail Piece	115

Ligature Resistant Locks

LIGATURE RESISTANT LOCKS CONTINUED	PAGE
Spacer.....	115
Ligature Resistant Strike	116
Spindle	116
CRX-A Housing	117

Ligature Resistant Locks - Mechanical

CRX-A



This trim is not field reversible. Please provide the handing information when placing an order.

CRX-A Series		Description	Finish
			630
CRX-A-75	Passage, non-keyed		1,061.00
CRX-A-76	Privacy, non-keyed		1,092.00
CRX-A-81	Entry / Office, keyed		1,202.00
CRX-A-84	Classroom, keyed		1,123.00
CRX-A-86	Storeroom, keyed		
CRX-A-87	Asylum, keyed		1,368.00
CRX-A-41	Ligature resistant pull handle, Single Dummy		438.00
CRX-A-72	Ligature resistant pull handle, Back To Back Dummy		874.00

[1] All standard cylinders come with 6-pin Schlage® "C" keyway only. [2] Small format IC housing available. Schlage®, Sargent®, Corbin Russwin®, and Yale® LFIC housings are available. [3] High security 6-pin cylinder and 7-pin SFIC core available in TownSteel "L" keyway. [4] KA, MK, GMK, GGMK & Construction keying are available at an additional charge. [5] All locks come with standard ANSI strike unless specified otherwise. [6] Prices based on F.O.B. City of Industry, CA. [7] Prices subject to change without notice.

Ligature Resistant Locks - Mechanical

CRX-A



This trim is not field reversible. Please provide the handing information when placing an order.

CRX-A-SFIC Series	Description	Finish
		630
CRX-A-IC Function	Keyed, Small Format 6-Pin / 7-Pin IC Core Ready (I.C. core not included) (Available for F84 and F86 function)	1,280.00
CRX-A-IC Function	Keyed, Small Format 6-Pin / 7-Pin IC Core Ready (I.C. core not included) (Available for F81 and F87 function)	1,435.00

CRX-A-LFIC Series	Description	Finish
		630
CRX-A-IC Function	Keyed, Large Format Schlage® / Yale® / Corbin Russwin® / Sargent® 6-Pin IC Core Ready (I.C. core not included) (Available for F84 and F86 function)	1,280.00
CRX-A-IC Function	Keyed, Large Format Schlage / Yale / Corbin Russwin / Sargent 6-Pin IC Core Ready (I.C. core not included) (Available for F81 and F87 function)	1,435.00

[1] All standard cylinders come with 6-pin Schlage® "C" keyway only. [2] Small format IC housing available. Schlage®, Sargent®, Corbin Russwin®, and Yale® LFIC housings are available. [3] High security 6-pin cylinder and 7-pin SFIC core available in TownSteel "L" keyway. [4] KA, MK, GMK, GGMK & Construction keying are available at an additional charge. [5] All locks come with standard ANSI strike unless specified otherwise. [6] Prices based on F.O.B. City of Industry, CA. [7] Prices subject to change without notice.

Ligature Resistant Locks - Mechanical

CRX-A



This trim is not field reversible. Please provide the handing information when placing an order.

CRX-A Optional Backset	Description	Finish
		630
3-3/4" Backset	Optional 3-3/4" backset for CRX-A	Add 18.00 Net
5" Backset	Optional 5" backset for CRX-A	

Order string is as follows:
[Trim]-[Function]-[Cylinder]-[Handing]

Example order: CRX-A-86-SC-LH

To view the full How to Order, visit townsteel.com/documents/crx-a-how-to-order

[1] All standard cylinders come with 6-pin Schlage® "C" keyway only. [2] Small format IC housing available. Schlage®, Sargent®, Corbin Russwin®, and Yale® LFIC housings are available. [3] High security 6-pin cylinder and 7-pin SFIC core available in TownSteel "L" keyway. [4] KA, MK, GMK, GGMK & Construction keying are available at an additional charge. [5] All locks come with standard ANSI strike unless specified otherwise. [6] Prices based on F.O.B. City of Industry, CA. [7] Prices subject to change without notice.

Ligature Resistant Locks - Mechanical

CRX-A-S



The CRX-A-S is meant for a standard configuration, with screws being on the inside of the trim rather than the outside.

This trim is not field reversible. Please provide the handing information when placing an order.

CRX-A-S Series	Description	Finish
		630
CRX-A-S-75	Passage, non-keyed, arch trim, outside trim no screw, inside trim with Torx® screw	1,061.00
CRX-A-S-76	Privacy, non-keyed, arch trim, outside trim no screw, inside trim with Torx screw	1,092.00
CRX-A-S-81	Entry, keyed single cylinder, arch trim, outside trim no screw, inside trim with Torx screw	1,202.00
CRX-A-S-84	Classroom, keyed single cylinder, arch trim, outside trim no screw, inside trim with Torx screw	1,123.00
CRX-A-S-86	Storeroom, keyed single cylinder, arch trim, outside trim no screw, inside trim with Torx screw	
CRX-A-S-87	Asylum, keyed single cylinder, arch trim, outside trim no screw, inside trim with Torx screw	1,337.00

[1] All standard cylinders come with Schlage® "C" keyway only. [2] Best® small format I.C. available, 6 or 7-pin, with or without core. [3] Schlage®, Sargent®, Corbin Russwin®, and Yale® large format I.C. available less core. [4] High security 6-pin cylinder and 7-pin SFIC core available in TownSteel "L" keyway. [5] KA, MK, GMK, GGMK & Construction keying are available at an additional charge. [6] All locks come with standard ANSI strike unless specified otherwise. [7] Prices based on F.O.B. City of Industry, CA. [8] Prices subject to change without notice.

Ligature Resistant Locks - Mechanical

CRX-A-S



The CRX-A-S is meant for a standard configuration, with screws being on the inside of the trim rather than the outside.

This trim is not field reversible. Please provide the handing information when placing an order.

CRX-A-S SFIC Series	Description	Finish
		630
CRX-A-S-IC Function	Keyed, Small Format 6-Pin / 7-Pin IC Core Ready (I.C. core not included) (Available for F84, F86 function), outside trim no screw, inside trim with Torx® screw	1,280.00
CRX-A-S-IC Function	Keyed, Small Format 6-Pin / 7-Pin IC Core Ready (I.C. core not included) (Available for F81 function), outside trim no screw, inside trim with Torx screw	1,435.00
CRX-A-S-IC Function	Keyed, Small Format 6-Pin / 7-Pin IC Core Ready (I.C. core not included) (Available for F87 function), outside trim no screw, inside trim with Torx screw	1,471.00

[1] All standard cylinders come with Schlage® "C" keyway only. [2] Best® small format I.C. available, 6 or 7-pin, with or without core. [3] Schlage®, Sargent®, Corbin Russwin®, and Yale® large format I.C. available less core. [4] High security 6-pin cylinder and 7-pin SFIC core available in TownSteel "L" keyway. [5] KA, MK, GMK, GGMMK & Construction keying are available at an additional charge. [6] All locks come with standard ANSI strike unless specified otherwise. [7] Prices based on F.O.B. City of Industry, CA. [8] Prices subject to change without notice.

Ligature Resistant Locks - Mechanical

CRX-A-S



The CRX-A-S is meant for a standard configuration, with screws being on the inside of the trim rather than the outside.

This trim is not field reversible. Please provide the handing information when placing an order.

CRX-A-S Optional Backset	Description	Finish
		630
3-3/4" Backset	Optional 3-3/4" backset for CRX-A-S	Add 18.00 Net
5" Backset	Optional 5" backset for CRX-A-S	

Order string is as follows:

[Trim]-[Function]-[Cylinder]-[Handing]

Example order: CRX-A-S-86-SC-LH

[1] All standard cylinders come with Schlage® "C" keyway only. [2] Best® small format I.C. available, 6 or 7-pin, with or without core. [3] Schlage®, Sargent®, Corbin Russwin®, and Yale® large format I.C. available less core. [4] High security 6-pin cylinder and 7-pin SFIC core available in TownSteel "L" keyway. [5] KA, MK, GMK, GGMK & Construction keying are available at an additional charge. [6] All locks come with standard ANSI strike unless specified otherwise. [7] Prices based on F.O.B. City of Industry, CA. [8] Prices subject to change without notice.

Ligature Resistant Locks - Mechanical

CRX-K



CRX-K Series	Description	Finish
		630
CRX-K-75	Passage, Non Keyed, Knobs	906.00
CRX-K-76	Privacy, Non Keyed, Knobs	936.00
CRX-K-81	Entry / Office, Keyed Single Cylinder, Knobs	968.00
CRX-K-84	Classroom, Keyed Single Cylinder, Knobs	
CRX-K-86	Storeroom, Keyed Single Cylinder, Knobs	
CRX-K-87	Asylum, Keyed, Double Cylinder, Knobs	1,061.00
CRX-K-110	Classroom Intruder, Keyed, Double Cylinder, Knobs	
CRX-K-72	Back to Back Dummy, Thru-Bolt, Knobs	748.00

[1] All standard cylinders come with 6-pin Schlage® "C" keyway only. [2] IC is not available. [3] High security 6-pin cylinder available in TownSteel "L" keyway. [4] KA, MK, GMK, GGMK & Construction keying are available at an additional charge. [5] All locks come with standard ANSI strike unless specified otherwise. [6] Prices based on F.O.B. City of Industry, CA. [7] Prices subject to change without notice.

Ligature Resistant Locks - Mechanical

CRX-K



CRX-K Optional Backset	Description	Finish
		630
5" Backset	Optional 5" backset for CRX-K	Add 18.00 Net

Order string is as follows:
[Trim]-[Function]-[Cylinder]

Example order: CRX-K-84-SC

To view the full How to Order, visit townsteel.com/documents/crx-k-how-to-order

[1] All standard cylinders come with 6-pin Schlage® "C" keyway only. [2] IC is not available. [3] High security 6-pin cylinder available in TownSteel "L" keyway. [4] KA, MK, GMK, GGMK & Construction keying are available at an additional charge. [5] All locks come with standard ANSI strike unless specified otherwise. [6] Prices based on F.O.B. City of Industry, CA. [7] Prices subject to change without notice.

Ligature Resistant Locks - Mechanical

TRX-L



TRX-L Series	Description	Finish
		630
TRX-L-75	Passage, Non Keyed, Clutched Levers	781.00
TRX-L-76¹	Privacy, Non Keyed, Clutched Levers, Not available with 5" Backset	813.00
TRX-L-109²	Entry, Keyed, Clutched Levers	844.00
TRX-L-84	Classroom, Keyed, Clutched Levers	
TRX-L-86	Storeroom, Keyed, Clutched Levers	
TRX-L-87	Asylum, Keyed, Clutched Levers	984.00
TRX-L-72	Back to Back Dummy, Thru-Bolt, Levers	625.00
TRX-L-110	Classroom Intruder, Keyed, Clutched Levers	1,061.00
TRX-L-80	Communicating, Keyed, Clutched Levers	

¹ 5" backset is not available for TRX-L-76 (Privacy function)

² TRX-L-81 has been replaced by the new item number TRX-L-109

[1] All standard cylinders come with 6-pin Schlage® "C" keyway only. [2] Small format IC housing available. Schlage®, Sargent®, and Corbin Russwin® LFIC housings are available. [3] High security 6-pin cylinder and 7-pin SFIC core available in TownSteel "L" keyway. [4] KA, MK, GMK, GGMK & Construction keying are available at an additional charge. [5] All locks come with standard ANSI strike unless specified otherwise. [6] Prices based on F.O.B. City of Industry, CA. [7] Prices subject to change without notice.

Ligature Resistant Locks - Mechanical

TRX-L



TRX-L-86-SFIC6 less core shown


TRX-L-SFIC Series	Description	Finish
		630
TRX-L-IC Function	Clutched Levers, Small Format 6-Pin / 7-Pin IC Core Ready (I.C. core not included) (Available for F109, F84, F86, or F87 function)	828.00
TRX-L-IC Function	Clutched Levers, Small Format 6-Pin / 7-Pin IC Core Ready (I.C. core not included) (Available for F80, and F110 functions)	906.00

TRX-L-LFIC Series	Description	Finish
		630
TRX-L-IC Function	Clutched Levers, Large Format Schlage® / Corbin Russwin® 6-Pin IC Core Ready (I.C. core not included) (Available for F109, F84, F86 or F87 functions)	906.00
TRX-L-IC Function	Clutched Levers, Large Format Sargent® 6-Pin IC Core Ready (I.C. core not included) (Available for F84 or F86 functions)	1,130.00

[1] All standard cylinders come with 6-pin Schlage® "C" keyway only. [2] Small format IC housing available. Schlage®, Sargent®, and Corbin Russwin® LFIC housings are available. [3] High security 6-pin cylinder and 7-pin SFIC core available in TownSteel "L" keyway. [4] KA, MK, GMK, GGMK & Construction keying are available at an additional charge. [5] All locks come with standard ANSI strike unless specified otherwise. [6] Prices based on F.O.B. City of Industry, CA. [7] Prices subject to change without notice.

Ligature Resistant Locks - Mechanical

TRX-L



TRX-L Optional Backset	Description	Finish
		630
3-3/4" Backset	Optional 3-3/4" backset for TRX-L	Add 18.00 Net
5" Backset	Optional 5" backset for TRX-L	

Order string is as follows:
[Trim]-[Function]-[Cylinder]

Example order: TRX-L-86-SC

To view the full How to Order, visit townsteel.com/documents/trx-l-how-to-order

[1] All standard cylinders come with 6-pin Schlage® "C" keyway only. [2] Small format IC housing available. Schlage®, Sargent®, and Corbin Russwin® LFIC housings are available. [3] High security 6-pin cylinder and 7-pin SFIC core available in TownSteel "L" keyway. [4] KA, MK, GMK, GGK & Construction keying are available at an additional charge. [5] All locks come with standard ANSI strike unless specified otherwise. [6] Prices based on F.O.B. City of Industry, CA. [7] Prices subject to change without notice.

Ligature Resistant Locks - Mechanical

MRX-A



This trim is not field reversible. Please provide the handing information when placing an order.

MRX-A Series	Description	Finish
		630
MRX-A-01	Arch lever trim, non-keyed, Passage	1,359.00
MRX-A-29	Arch lever trim, keyed single cylinder, Classroom Dead Lock with thumb turn	
MRX-A-04	Arch lever trim, keyed single cylinder, Entry / Office	1,435.00
MRX-A-05	Arch lever trim, keyed single cylinder, Classroom	
MRX-A-07	Arch lever trim, keyed single cylinder, Storeroom / Closet	
MRX-A-08	Arch lever trim, keyed single cylinder, Front Door / Corridor lock with thumb turn	1,467.00
MRX-A-12	Arch lever trim, keyed single cylinder, Dormitory or Exit with thumb turn	
MRX-A-13	Arch lever trim, keyed single cylinder, Dormitory or Exit with thumb turn	
MRX-A-15¹	Arch lever trim, keyed single cylinder, Hotel / Motel with thumb turn	

¹ TownSteel can only supply the Schlage® "C" keyway cylinder, not the special Hotel cylinder for the F15 function; the full functionality of the F15 function cannot be achieved with the cylinder supplied from TownSteel. Customer must furnish their own emergency cylinder.

[1] All standard cylinders come with 6-pin Schlage® "C" keyway only. [2] Small format IC housing available. Schlage®, Sargent®, Corbin Russwin®, and Yale® LFIC housings are available at an additional charge. [3] High security 6-pin cylinder and 7-pin SFIC core available in TownSteel "L" keyway. [4] KA, MK, GMK, GGMK & Construction keying are available at an additional charge. [5] All locks come with standard ANSI strike unless specified otherwise. [6] Prices based on F.O.B. City of Industry, CA. [7] Prices subject to change without notice.

Ligature Resistant Locks - Mechanical

MRX-A



This trim is not field reversible. Please provide the handing information when placing an order.

MRX-A Series	Description	Finish
		630
MRX-A-20	Arch lever trim, keyed single cylinder, Entrance / Apartment / Dormitory with thumb turn	1,467.00
MRX-A-19	Arch lever trim, non-keyed, Privacy / Bathroom with deadbolt with thumb turn	1,390.00
MRX-A-02	Arch lever trim, non-keyed, Privacy / Bathroom with deadbolt	
MRX-A-22	Arch lever trim, non-keyed, Privacy without deadbolt with thumb turn	
MRX-A-14	Arch lever trim, keyed double cylinders, Store Door lock	1,546.00
MRX-A-26	Arch lever trim, keyed single cylinder, Institutional Privacy with thumb turn	
MRX-A-30	Arch lever trim, keyed double cylinders, Institutional	
MRX-A-32	Arch lever trim, keyed double cylinders, Intruder Latch Bolt	
MRX-A-33	Arch lever trim, keyed double cylinders, Intruder Dead Bolt	
MRX-A-34	Arch lever trim, keyed double cylinders, Intruder Dead Bolt with auxiliary dead latch	

[1] All standard cylinders come with 6-pin Schlage® "C" keyway only. [2] Small format IC housing available. Schlage®, Sargent®, Corbin Russwin®, and Yale® LFIC housings are available at an additional charge. [3] High security 6-pin cylinder and 7-pin SFIC core available in TownSteel "L" keyway. [4] KA, MK, GMK, GGMK & Construction keying are available at an additional charge. [5] All locks come with standard ANSI strike unless specified otherwise. [6] Prices based on F.O.B. City of Industry, CA. [7] Prices subject to change without notice.

Ligature Resistant Locks - Mechanical

MRX-A



This trim is not field reversible. Please provide the handing information when placing an order.

MRX-A Series	Description	Finish
		630
MRX-A-35	Arch lever trim, keyed double cylinders, Storeroom with dead bolt	1,546.00
MRX-A-46	Arch lever trim, keyed single cylinder, Institutional Privacy with key locked feature with thumb turn	
MRX-A-RF	Arch lever trim, keyed single cylinder, Female Patient Privacy RF with thumb turn	
MRX-A-LTF	Arch lever trim, keyed single cylinder, Female Patient Privacy LTF with thumb turn	
MRX-A-41	Arch lever trim, ligature resistant pull handle, Single Dummy	438.00
MRX-A-72	Arch lever trim, ligature resistant pull handle, back to back Double Dummy	874.00

Order string is as follows:

[Trim]-[Function]-[Cylinder]-[Handing]

Example order: MRX-A-04-SFIC7-LH

To view the full How to Order, visit townsteel.com/documents/mrx-a-how-to-order-2

[1] All standard cylinders come with 6-pin Schlage® "C" keyway only. [2] Small format IC housing available. Schlage®, Sargent®, Corbin Russwin®, and Yale® LFIC housings are available at an additional charge. [3] High security 6-pin cylinder and 7-pin SFIC core available in TownSteel "L" keyway. [4] KA, MK, GMK, GGMK & Construction keying are available at an additional charge. [5] All locks come with standard ANSI strike unless specified otherwise. [6] Prices based on F.O.B. City of Industry, CA. [7] Prices subject to change without notice.

Ligature Resistant Locks - Mechanical

MRX-K



MRX-K Series	Description	Finish
		630
MRX-S-K-01	Sectional trim, non-keyed, Passage x knobs	968.00
MRX-S-K-02	Sectional trim, non-keyed, Privacy / Bathroom with deadbolt x knobs	998.00
MRX-S-K-04	Sectional trim, keyed single cylinder, Entry / Office x knobs	1,047.00
MRX-S-K-05	Sectional trim, keyed single cylinder, Classroom x knobs	
MRX-S-K-07	Sectional trim, keyed single cylinder, Storeroom / Closet x knobs	
MRX-S-K-08	Sectional trim, keyed single cylinder, Front Door / Corridor Lock with thumb turn x knobs	1,079.00
MRX-S-K-12	Sectional trim, keyed single cylinder, Dormitory or Exit with thumb turn x knobs	
MRX-S-K-13	Sectional trim, keyed single cylinder, Dormitory or Exit with thumb turn x knobs	
MRX-S-K-15¹	Sectional trim, keyed single cylinder, Hotel / Motel with thumb turn x knobs	998.00
MRX-S-K-19	Sectional trim, non-keyed, Privacy / Bathroom with deadbolt with thumb turn x knobs	

1 TownSteel can only supply the Schlage® "C" keyway cylinder, not the special Hotel cylinder for the F15 function; the full functionality of the F15 function cannot be achieved with the cylinder supplied from TownSteel. Customer must furnish their own emergency cylinder.

[1] All standard cylinders come with 6-pin Schlage® "C" keyway only. [2] Small format IC housing available. Schlage®, Sargent®, Corbin Russwin®, and Yale® LFIC housings are available at an additional charge. [3] High security 6-pin cylinder and 7-pin SFIC core available in TownSteel "L" keyway. [4] KA, MK, GMK, GGMK & Construction keying are available at an additional charge. [5] All locks come with standard ANSI strike unless specified otherwise. [6] Prices based on F.O.B. City of Industry, CA. [7] Prices subject to change without notice.

Ligature Resistant Locks - Mechanical

MRX-K



MRX-K Series	Description	Finish
		630
MRX-S-K-20	Sectional trim, keyed single cylinder, Entrance / Apartment / Dormitory with thumb turn x knobs	1,079.00
MRX-S-K-22	Sectional trim, non-keyed, Privacy / Bathroom without deadbolt with thumb turn x knobs	998.00
MRX-S-K-29	Sectional trim, keyed single cylinder, anti-ligature thumb turn knobs, Classroom Dead Lock	968.00
MRX-S-K-26	Sectional trim, keyed single cylinder, Institutional Privacy with thumb turn x knobs	1,163.00
MRX-S-K-30	Sectional trim, keyed double cylinders, Institutional x knobs	
MRX-S-K-32	Sectional trim, keyed double cylinders, Intruder Latch Bolt x knobs	
MRX-S-K-33	Sectional trim, keyed double cylinders, Intruder Dead Bolt x knobs	
MRX-S-K-34	Sectional trim, keyed double cylinders, Intruder Dead Bolt with auxiliary dead latch x knobs	
MRX-S-K-35	Sectional trim, keyed double cylinders, Storeroom with dead bolt x knobs	
MRX-S-K-46	Sectional trim, keyed single cylinder, Institutional Privacy with key locked feature with thumb turn	

[1] All standard cylinders come with 6-pin Schlage® "C" keyway only. [2] Small format IC housing available. Schlage®, Sargent®, Corbin Russwin®, and Yale® LFIC housings are available at an additional charge. [3] High security 6-pin cylinder and 7-pin SFIC core available in TownSteel "L" keyway. [4] KA, MK, GMK, GGMK & Construction keying are available at an additional charge. [5] All locks come with standard ANSI strike unless specified otherwise. [6] Prices based on F.O.B. City of Industry, CA. [7] Prices subject to change without notice.

Ligature Resistant Locks - Mechanical

MRX-K



MRX-K Series	Description	Finish
		630
MRX-S-K-RF	Sectional trim, keyed single cylinder, Female Patient Privacy RF with thumb turn x knob	1,163.00
MRX-S-K-LTF	Sectional trim, keyed single cylinder, Female Patient Privacy LTF with thumb turn x knob	
MRX-E-K-01	Escutcheon trim, non-keyed, Passage x knobs	1,280.00
MRX-E-K-02	Escutcheon trim, non-keyed, Privacy / Bathroom with deadbolt x knobs	1,312.00
MRX-E-K-04	Escutcheon trim, keyed single cylinder, Entry / Office x knobs	1,359.00
MRX-E-K-05	Escutcheon trim, keyed single cylinder, Classroom x knobs	
MRX-E-K-07	Escutcheon trim, keyed single cylinder, Storeroom / Closet x knobs	
MRX-E-K-08	Escutcheon trim, keyed single cylinder, Front Door / Corridor Lock with thumb turn x knobs	1,390.00
MRX-E-K-12	Escutcheon trim, keyed single cylinder, Dormitory or Exit with thumb turn x knobs	
MRX-E-K-13	Escutcheon trim, keyed single cylinder, Dormitory or Exit with thumb turn x knobs	

[1] All standard cylinders come with 6-pin Schlage® "C" keyway only. [2] Small format IC housing available. Schlage®, Sargent®, Corbin Russwin®, and Yale® LFIC housings are available at an additional charge. [3] High security 6-pin cylinder and 7-pin SFIC core available in TownSteel "L" keyway. [4] KA, MK, GMK, GGMK & Construction keying are available at an additional charge. [5] All locks come with standard ANSI strike unless specified otherwise. [6] Prices based on F.O.B. City of Industry, CA. [7] Prices subject to change without notice.

Ligature Resistant Locks - Mechanical

MRX-K



MRX-K Series	Description	Finish
		630
MRX-E-K-15²	Escutcheon trim, keyed single cylinder, Hotel / Motel with thumb turn x knobs	1,390.00
MRX-E-K-20	Escutcheon trim, keyed single cylinder, Entrance / Apartment / Dormitory with thumb turn x knobs	
MRX-E-K-19	Escutcheon trim, non-keyed, Privacy / Bathroom with deadbolt with thumb turn x knobs	1,312.00
MRX-E-K-22	Escutcheon trim, non-keyed, Privacy without deadbolt with thumb turn x knobs	
MRX-E-K-29	Escutcheon trim, keyed single cylinder, anti-ligature thumb turn knobs, Classroom Dead Lock	1,280.00
MRX-E-K-26	Escutcheon trim, keyed single cylinder, Institutional Privacy with thumb turn x knobs	1,477.00
MRX-E-K-30	Escutcheon trim, keyed double cylinders, Institutional x knobs	
MRX-E-K-32	Escutcheon trim, keyed double cylinders, Intruder Latch Bolt x knobs	
MRX-E-K-33	Escutcheon trim, keyed double cylinders, Intruder Dead Bolt x knobs	

² TownSteel can only supply the Schlage® "C" keyway cylinder, not the special Hotel cylinder for the F15 function; the full functionality of the F15 function cannot be achieved with the cylinder supplied from TownSteel. Customer must furnish their own emergency cylinder.

[1] All standard cylinders come with 6-pin Schlage® "C" keyway only. [2] Small format IC housing available. Schlage®, Sargent®, Corbin Russwin®, and Yale® LFIC housings are available at an additional charge. [3] High security 6-pin cylinder and 7-pin SFIC core available in TownSteel "L" keyway. [4] KA, MK, GMK, GGMK & Construction keying are available at an additional charge. [5] All locks come with standard ANSI strike unless specified otherwise. [6] Prices based on F.O.B. City of Industry, CA. [7] Prices subject to change without notice.

Ligature Resistant Locks - Mechanical

MRX-K



MRX-K Series	Description	Finish
		630
MRX-E-K-34	Escutcheon trim, keyed double cylinders, Intruder Dead Bolt with auxiliary dead latch x knobs	1,477.00
MRX-E-K-35	Escutcheon trim, keyed double cylinders, Storeroom with dead bolt x knobs	
MRX-E-K-46	Escutcheon trim, keyed single cylinder, Institutional Privacy with key locked feature with thumb turn	
MRX-E-K-RF	Escutcheon trim, keyed single cylinder, Female Patient Privacy RF with thumb turn x knob	
MRX-E-K-LTF	Escutcheon trim, keyed single cylinder, Female Patient Privacy LTF with thumb turn x knob	

Order string is as follows:

[Trim]-[Function]-[Cylinder]-[Handing]

Example order: MRX-E-K-04-SFIC7-LH

To view the full How to Order, visit townsteel.com/documents/mrx-k-how-to-order

[1] All standard cylinders come with 6-pin Schlage® "C" keyway only. [2] Small format IC housing available. Schlage®, Sargent®, Corbin Russwin®, and Yale® LFIC housings are available at an additional charge. [3] High security 6-pin cylinder and 7-pin SFIC core available in TownSteel "L" keyway. [4] KA, MK, GMK, GGMK & Construction keying are available at an additional charge. [5] All locks come with standard ANSI strike unless specified otherwise. [6] Prices based on F.O.B. City of Industry, CA. [7] Prices subject to change without notice.

Ligature Resistant Locks - Mechanical

MRX-L




MRX-L Series	Description	Finish
		630
MRX-S-L-01	Sectional trim, non-keyed, Passage x levers	1,047.00
MRX-S-L-02	Sectional trim, non-keyed, Privacy / Bathroom with deadbolt x levers	1,079.00
MRX-S-L-04	Sectional trim, keyed single cylinder, Entry / Office x levers	1,123.00
MRX-S-L-05	Sectional trim, keyed single cylinder, Classroom x levers	
MRX-S-L-07	Sectional trim, keyed single cylinder, Storeroom / Closet x levers	
MRX-S-L-08	Sectional trim, keyed single cylinder, Front Door / Corridor Lock with thumb turn x levers	
MRX-S-L-12	Sectional trim, keyed single cylinder, Dormitory or Exit with thumb turn x levers	1,155.00
MRX-S-L-13	Sectional trim, keyed single cylinder, Dormitory or Exit with thumb turn x levers	
MRX-S-L-15 ¹	Sectional trim, keyed single cylinder, Hotel / Motel with thumb turn x levers	
MRX-S-L-14	Sectional trim, keyed double cylinder, Store Door x levers	1,248.00

1 TownSteel can only supply the Schlage® “C” keyway cylinder, not the special Hotel cylinder for the F15 function; the full functionality of the F15 function cannot be achieved with the cylinder supplied from TownSteel. Customer must furnish their own emergency cylinder.

[1] All standard cylinders come with 6-pin Schlage® “C” keyway only. [2] Small format IC housing available. Schlage®, Sargent®, Corbin Russwin®, and Yale® LFIC housings are available at an additional charge. [3] High security 6-pin cylinder and 7-pin SFIC core available in TownSteel “L” keyway. [4] KA, MK, GMK, GGMK & Construction keying are available at an additional charge. [5] All locks come with standard ANSI strike unless specified otherwise. [6] Prices based on F.O.B. City of Industry, CA. [7] Prices subject to change without notice.

Ligature Resistant Locks - Mechanical

MRX-L




MRX-L Series	Description	Finish
		630
MRX-S-L-19	Sectional trim, non-keyed, Privacy / Bathroom with deadbolt with thumb turn x levers	1,079.00
MRX-S-L-22	Sectional trim, non-keyed, Privacy without deadbolt with thumb turn x levers	
MRX-S-L-20	Sectional trim, keyed single cylinder, Entrance / Apartment / Dormitory with thumb turn x levers	1,155.00
MRX-S-L-21	Sectional trim, keyed single cylinder, Dormitory with dead bolt thumb turn x levers	
MRX-S-L-29	Sectional trim, keyed single cylinder, anti-ligature thumb turn, Classroom Dead Lock	1,047.00
MRX-S-L-26	Sectional trim, keyed single cylinder, Institutional Privacy with thumb turn x levers	1,248.00
MRX-S-L-30	Sectional trim, keyed double cylinders, Institutional x levers	
MRX-S-L-32	Sectional trim, keyed double cylinders, Intruder Latch Bolt x levers	
MRX-S-L-33	Sectional trim, keyed double cylinders, Intruder Dead Bolt x levers	

[1] All standard cylinders come with 6-pin Schlage® "C" keyway only. [2] Small format IC housing available. Schlage®, Sargent®, Corbin Russwin®, and Yale® LFIC housings are available at an additional charge. [3] High security 6-pin cylinder and 7-pin SFIC core available in TownSteel "L" keyway. [4] KA, MK, GMK, GGMK & Construction keying are available at an additional charge. [5] All locks come with standard ANSI strike unless specified otherwise. [6] Prices based on F.O.B. City of Industry, CA. [7] Prices subject to change without notice.

Ligature Resistant Locks - Mechanical

MRX-L



MRX-L Series	Description	Finish
		630
MRX-S-L-34	Sectional trim, keyed double cylinders, Intruder Dead Bolt with auxiliary dead latch x levers	1,248.00
MRX-S-L-35	Sectional trim, keyed double cylinders, Storeroom with dead bolt x levers	
MRX-S-L-46	Sectional trim, keyed single cylinder, Institutional Privacy with key locked feature with thumb turn	
MRX-S-L-RF	Sectional trim, keyed single cylinder, Female Patient Privacy RF with thumb turn x levers	
MRX-S-L-LTF	Sectional trim, keyed single cylinder, Female Patient Privacy LTF with thumb turn x levers	
MRX-E-L-01	Escutcheon trim, non-keyed, Passage x levers	1,359.00
MRX-E-L-02	Escutcheon trim, non-keyed, Privacy / Bathroom with deadbolt x levers	1,390.00
MRX-E-L-04	Escutcheon trim, keyed single cylinder, Entry / Office x levers	1,435.00
MRX-E-L-05	Escutcheon trim, keyed single cylinder, Classroom x levers	
MRX-E-L-07	Escutcheon trim, keyed single cylinder, Storeroom / Closet x levers	

[1] All standard cylinders come with 6-pin Schlage® "C" keyway only. [2] Small format IC housing available. Schlage®, Sargent®, Corbin Russwin®, and Yale® LFIC housings are available at an additional charge. [3] High security 6-pin cylinder and 7-pin SFIC core available in TownSteel "L" keyway. [4] KA, MK, GMK, GGMK & Construction keying are available at an additional charge. [5] All locks come with standard ANSI strike unless specified otherwise. [6] Prices based on F.O.B. City of Industry, CA. [7] Prices subject to change without notice.

Ligature Resistant Locks - Mechanical

MRX-L



MRX-L Series	Description	Finish
		630
MRX-E-L-08	Escutcheon trim, keyed single cylinder, Front Door / Corridor Lock with thumb turn x levers	1,435.00
MRX-E-L-12	Escutcheon trim, keyed single cylinder, Dormitory or Exit with thumb turn x levers	1,467.00
MRX-E-L-13	Escutcheon trim, keyed single cylinder, Dormitory or Exit with thumb turn x levers	
MRX-E-L-15²	Escutcheon trim, keyed single cylinder, Hotel / Motel with thumb turn x levers	
MRX-E-L-20	Escutcheon trim, keyed single cylinder, Entrance / Apartment / Dormitory with thumb turn x levers	
MRX-E-L-19	Escutcheon trim, non-keyed, Privacy / Bathroom with deadbolt with thumb turn x levers	1,390.00
MRX-E-L-22	Escutcheon trim, non-keyed, Privacy without deadbolt with thumb turn x levers	1,546.00
MRX-E-L-14	Escutcheon trim, keyed double cylinder, Store Door x levers	
MRX-E-L-26	Escutcheon trim, keyed single cylinder, Institutional Privacy with thumb turn x levers	

² TownSteel can only supply the Schlage® "C" keyway cylinder, not the special Hotel cylinder for the F15 function; the full functionality of the F15 function cannot be achieved with the cylinder supplied from TownSteel. Customer must furnish their own emergency cylinder.

[1] All standard cylinders come with 6-pin Schlage® "C" keyway only. [2] Small format IC housing available. Schlage®, Sargent®, Corbin Russwin®, and Yale® LFIC housings are available at an additional charge. [3] High security 6-pin cylinder and 7-pin SFIC core available in TownSteel "L" keyway. [4] KA, MK, GMK, GGMK & Construction keying are available at an additional charge. [5] All locks come with standard ANSI strike unless specified otherwise. [6] Prices based on F.O.B. City of Industry, CA. [7] Prices subject to change without notice.

Ligature Resistant Locks - Mechanical

MRX-L



MRX-L Series	Description	Finish
		630
MRX-E-L-29	Escutcheon trim, keyed single cylinder, anti-ligature thumb turn, Classroom Dead Lock	1,359.00
MRX-E-L-30	Escutcheon trim, keyed double cylinders, Institutional x levers	1,546.00
MRX-E-L-32	Escutcheon trim, keyed double cylinders, Intruder Latch Bolt x levers	
MRX-E-L-33	Escutcheon trim, keyed double cylinders, Intruder Dead Bolt x levers	
MRX-E-L-34	Escutcheon trim, keyed double cylinders, Intruder Dead Bolt with auxiliary dead latch x levers	
MRX-E-L-35	Escutcheon trim, keyed double cylinders, Storeroom with dead bolt x levers	

[1] All standard cylinders come with 6-pin Schlage® “C” keyway only. [2] Small format IC housing available. Schlage®, Sargent®, Corbin Russwin®, and Yale® LFIC housings are available at an additional charge. [3] High security 6-pin cylinder and 7-pin SFIC core available in TownSteel “L” keyway. [4] KA, MK, GMK, GGMK & Construction keying are available at an additional charge. [5] All locks come with standard ANSI strike unless specified otherwise. [6] Prices based on F.O.B. City of Industry, CA. [7] Prices subject to change without notice.

Ligature Resistant Locks - Mechanical

MRX-L



MRX-L Series	Description	Finish
		630
MRX-E-L-46	Escutcheon trim, keyed single cylinder, Institutional Privacy with key locked feature with thumb turn	1,546.00
MRX-E-L-RF	Escutcheon trim, keyed single cylinder, Female Patient Privacy RF with thumb turn x levers	
MRX-E-L-LTF	Escutcheon trim, keyed single cylinder, Female Patient Privacy LTF with thumb turn x levers	

Order string is as follows:

[Trim]-[Function]-[Cylinder]-[Handing]

Example order: MRX-E-L-04-SFIC7-LH

To view the full How to Order, visit townsteel.com/documents/mrx-l-how-to-order

[1] All standard cylinders come with 6-pin Schlage® "C" keyway only. [2] Small format IC housing available. Schlage®, Sargent®, Corbin Russwin®, and Yale® LFIC housings are available at an additional charge. [3] High security 6-pin cylinder and 7-pin SFIC core available in TownSteel "L" keyway. [4] KA, MK, GMK, GGMK & Construction keying are available at an additional charge. [5] All locks come with standard ANSI strike unless specified otherwise. [6] Prices based on F.O.B. City of Industry, CA. [7] Prices subject to change without notice.

Ligature Resistant Locks - Mechanical

MRX Ligature Resistant Mortise Lock with Status Indicator



MRX Series	Description	Finish
		630
MRX-A-05-O	Arch lever trim, keyed single cylinder, Classroom and ligature resistant status indicator	1,807.00
MRX-A-13-O	Arch lever trim, keyed single cylinder, Dormitory or Exit with thumb turn and ligature resistant status indicator	1,838.00
MRX-A-15-O¹	Arch lever trim, keyed single cylinder, Hotel / Motel with thumb turn and ligature resistant status indicator	
MRX-A-26-O	Arch lever trim, keyed single cylinder, Institutional Privacy with thumb turn and ligature resistant status indicator	1,916.00
MRX-A-46-O	Arch lever trim, keyed single cylinder, Institutional Privacy with thumb turn with key locked feature and ligature resistant status indicator	
MRX-S-L-13-O	Sectional lever trim, keyed single cylinder, Dormitory or Exit with thumb turn and ligature resistant status indicator	1,527.00
MRX-S-L-15-O¹	Sectional lever trim, keyed single cylinder, Hotel / Motel with thumb turn and ligature resistant status indicator	

¹ TownSteel can only supply the Schlage® "C" keyway cylinder, not the special Hotel cylinder for the F15 function; the full functionality of the F15 function cannot be achieved with the cylinder supplied from TownSteel. Customer must furnish their own emergency cylinder.

[1] All standard cylinders come with 6-pin Schlage® "C" keyway only. [2] Small format IC housing available. Schlage®, Sargent®, Corbin Russwin®, and Yale® LFIC housings are available at an additional charge. [3] High security 6-pin cylinder and 7-pin SFIC core available in TownSteel "L" keyway. [4] KA, MK, GMK, GGMK & Construction keying are available at an additional charge. [5] All locks come with standard ANSI strike unless specified otherwise. [6] Prices based on F.O.B. City of Industry, CA. [7] Prices subject to change without notice.

Ligature Resistant Locks - Mechanical

MRX Ligature Resistant Mortise Lock with Status Indicator



MRX Series	Description	Finish
		630
MRX-S-L-05-O	Sectional lever trim, keyed single cylinder, Classroom and ligature resistant status indicator	1,495.00
MRX-S-L-26-O	Sectional lever trim, keyed single cylinder, Institutional Privacy with thumb turn and ligature resistant status indicator	1,619.00
MRX-S-L-46-O	Sectional lever trim, keyed single cylinder, Institutional Privacy with thumb turn with key locked feature and ligature resistant status indicator	
MSG AS1001	Ligature resistant occupancy indicator for MRX-A / MRX-S-L only, cylinder not included	372.00
MRX-A-02-O	Non-Keyed, Privacy / Bathroom with deadbolt, with resistant status indicator	1,838.00
MRX-A-19-O	Non-Keyed, Privacy / Bathroom with deadbolt with thumb turn, with resistant status indicator	
MRX-S-L-02-O	Sectional trim, non-keyed, Privacy / Bathroom with deadbolt x levers with resistant status indicator	
MRX-S-L-19-O	Sectional trim, non-keyed, Privacy / Bathroom with deadbolt with thumb turn x levers with resistant status indicator	

[1] All standard cylinders come with 6-pin Schlage® "C" keyway only. [2] Small format IC housing available. Schlage®, Sargent®, Corbin Russwin®, and Yale® LFIC housings are available at an additional charge. [3] High security 6-pin cylinder and 7-pin SFIC core available in TownSteel "L" keyway. [4] KA, MK, GMK, GGMK & Construction keying are available at an additional charge. [5] All locks come with standard ANSI strike unless specified otherwise. [6] Prices based on F.O.B. City of Industry, CA. [7] Prices subject to change without notice.

Ligature Resistant Locks - Mechanical

MRX Ligature Resistant Mortise Lock with Status Indicator



MRX Series	Description	Finish
		630
ESG AE91012-OT-M-630	Indicator Assembly, Sectional, OT, O/S T-Turn, "Locked/Unlocked"	372.00

Order string is as follows:
[Trim]-[Function]-[Handing]

Example order: MRX-A-13-O-LH

To view the full How to Order, visit [townsteel.com/documents/mrx-indicator-how-to-order](https://www.townsteel.com/documents/mrx-indicator-how-to-order)

[1] All standard cylinders come with 6-pin Schlage® "C" keyway only. [2] Small format IC housing available. Schlage®, Sargent®, Corbin Russwin®, and Yale® LFIC housings are available at an additional charge. [3] High security 6-pin cylinder and 7-pin SFIC core available in TownSteel "L" keyway. [4] KA, MK, GMK, GGMK & Construction keying are available at an additional charge. [5] All locks come with standard ANSI strike unless specified otherwise. [6] Prices based on F.O.B. City of Industry, CA. [7] Prices subject to change without notice.

Ligature Resistant Locks - Mechanical

ED-MRX-A Rim Exit Device with Ligature Resistant Arch Trim



ED-MRX-A	Description	Finish
		630
ED-MRX-A-01-9700-36	Grade 1 non fire rated rim exit device for 36" with Passage arch trim	1,864.00
ED-MRX-A-01-9700-48	Grade 1 non fire rated rim exit device for 48" with Passage arch trim	1,966.00
ED-MRX-A-41-9700-NL	Grade 1 rim exit device for 36" with Dummy arch trim, rigid with thru bolt	1,532.00
EF-CRXA 14-9700-3684	Grade 1 fire rated rim exit device with CRX-A passage (F14) function trim	1,943.00
EF-CRXA14-9727-3684	Grade 1 Fire rated surface V/R type exit device for 36"x48", with CRX-A passage (F14) function trim	2,277.00
EF-CRXA14-9727-4884	Grade 1 Fire rated surface V/R type exit device for 48"x84", with CRX-A passage (F14) function trim	2,379.00
CRX-A-71-SURFACE¹	Ligature resistant CRX-A pull Dummy trim only, surface mount	874.00

Order string is as follows:
[Trim]-[Function]-[Handing]

Example order: ED-MRX-A-01-9700-LHR

To view the full How to Order, visit townsteel.com/documents/ed-mrx-a-how-to-order

¹ CRX-A-71-SURFACE is trim only

[1] All locks come with standard ANSI strike unless specified otherwise. [2] Prices based on F.O.B. City of Industry, CA. [3] Prices subject to change without notice.

Ligature Resistant Locks - Mechanical

DRX



DRX Series	Description	Finish
		630
DRX-07	Deadbolt, thumb turn, single cylinder	422.00
DRX-09	Deadbolt, thumb turn, single cylinder, classroom	
DRX-18	Deadbolt, thumb turn only. No trim on the other side	360.00

Order string is as follows:
[Trim]-[Function]-[Cylinder]

Example order: DRX-07-SFIC7

To view the full How to Order, visit [townsteel.com/documents/drx-how-to-order-2](https://www.townsteel.com/documents/drx-how-to-order-2)

[1] All standard cylinders come with 6-pin Schlage® "C" keyway only. [2] Small format IC housing available. Schlage®, Sargent®, Corbin Russwin®, and Yale® LFIC housings are available at an additional charge. [3] High security 6-pin cylinder and 7-pin SFIC core available in TownSteel "L" keyway. [4] KA, MK, GMK, GGMK & Construction keying are available at an additional charge. [5] All locks come with standard ANSI strike unless specified otherwise. [6] Prices based on F.O.B. City of Industry, CA. [7] Prices subject to change without notice.

Ligature Resistant Locks - Electrified

XTRX-L-303



XTRX-L-303	Description	Finish
		630
XTRX-L-303	Electrified Motor units 12 - 24VDC, all motorized units are field adjustable for Fail Safe or Fail Secure with 3-Point Ligature Resistant Lever Trim	1,349.00

Order string is as follows:
[Trim]-[Function]-[Cylinder]-[Handing]


Example order: XTRX-L-303-SC-LH

To view the full How to Order, visit townsteel.com/documents/xtrx-l-how-to-order

[1] All standard cylinders come with 6-pin Schlage® "C" keyway only. [2] Small format IC housing available. Schlage®, Sargent®, and Corbin Russwin® LFIC housings are available at an additional charge. [3] High security 6-pin cylinder and 7-pin SFIC core available in TownSteel "L" keyway. [4] KA, MK, GMK, GGMK & Construction keying are available at an additional charge. [5] All locks come with standard ANSI strike unless specified otherwise. [6] Prices based on F.O.B. City of Industry, CA. [7] Prices subject to change without notice.

Ligature Resistant Locks - Electrified

XMRX-A




This trim is not field reversible. Please provide the handing information when placing an order.

XMRX-A Series		Description	Finish
			630
Single cylinder functions, 3-position monitoring			
XMRX-A-121	12VDC Fail Safe, 3-Position Monitoring		1,748.00
XMRX-A-122	12VDC Fail Secure, 3-Position Monitoring		
XMRX-A-241	24VDC Fail Safe, 3-Position Monitoring		
XMRX-A-242	24VDC Fail Secure, 3-Position Monitoring		
Single cylinder functions, REX			
XMRX-A-121REX	12VDC Fail Safe, Request-to-Exit (REX)		1,748.00
XMRX-A-122REX	12VDC Fail Secure, Request-to-Exit (REX)		
XMRX-A-241REX	24VDC Fail Safe, Request-to-Exit (REX)		
XMRX-A-242REX	24VDC Fail Secure, Request-to-Exit (REX)		

[1] All standard cylinders come with 6-pin Schlage® "C" keyway only. [2] Small format IC housing available. Schlage®, Sargent®, Corbin Russwin®, and Yale® LFIC housings are available at an additional charge. [3] High security 6-pin cylinder and 7-pin SFIC core available in TownSteel "L" keyway. [4] KA, MK, GMK, GGMK & Construction keying are available at an additional charge. [5] All locks come with standard ANSI strike unless specified otherwise. [6] Prices based on F.O.B. City of Industry, CA. [7] Prices subject to change without notice.

Ligature Resistant Locks - Electrified

XMRX-A




This trim is not field reversible. Please provide the handing information when placing an order.

XMRX-A Series		Description	Finish
			630
Dadbolt with thumb turn functions, REX			
XMRX-A-121-DB	12VDC Fail Safe, Dadbolt Request-to-Exit (REX)		1,748.00
XMRX-A-122-DB	12VDC Fail Secure, Dadbolt Request-to-Exit (REX)		
XMRX-A-241-DB	24VDC Fail Safe, Dadbolt Request-to-Exit (REX)		
XMRX-A-242-DB	24VDC Fail Secure, Dadbolt Request-to-Exit (REX)		
Dadbolt with double cylinder functions, REX			
XMRX-A-121-DC	12VDC Fail Safe, Dadbolt Request-to-Exit (REX)		1,859.00
XMRX-A-122-DC	12VDC Fail Secure, Dadbolt Request-to-Exit (REX)		
XMRX-A-241-DC	24VDC Fail Safe, Dadbolt Request-to-Exit (REX)		
XMRX-A-242-DC	24VDC Fail Secure, Dadbolt Request-to-Exit (REX)		

[1] All standard cylinders come with 6-pin Schlage® "C" keyway only. [2] Small format IC housing available. Schlage®, Sargent®, Corbin Russwin®, and Yale® LFIC housings are available at an additional charge. [3] High security 6-pin cylinder and 7-pin SFIC core available in TownSteel "L" keyway. [4] KA, MK, GMK, GGMK & Construction keying are available at an additional charge. [5] All locks come with standard ANSI strike unless specified otherwise. [6] Prices based on F.O.B. City of Industry, CA. [7] Prices subject to change without notice.

Ligature Resistant Locks - Electrified

XMRX-A



This trim is not field reversible. Please provide the handing information when placing an order.

XMRX-A Series		Description	Finish
			630
No deadbolt with double cylinder functions, REX			
XMRX-A-121-C	12VDC Fail Safe, Request-to-Exit (REX)		1,859.00
XMRX-A-122-C	12VDC Fail Secure, Request-to-Exit (REX)		
XMRX-A-241-C	24VDC Fail Safe, Request-to-Exit (REX)		
XMRX-A-242-C	24VDC Fail Secure, Request-to-Exit (REX)		

Order string is as follows:

[Trim]-[Function]-[Cylinder]-[Handing]

Example order: XMRX-A-121-SC-LH

To view the full How to Order, visit townsteel.com/documents/xmrx-a-how-to-order

[1] All standard cylinders come with 6-pin Schlage® "C" keyway only. [2] Small format IC housing available. Schlage®, Sargent®, Corbin Russwin®, and Yale® LFIC housings are available at an additional charge. [3] High security 6-pin cylinder and 7-pin SFIC core available in TownSteel "L" keyway. [4] KA, MK, GMK, GGMK & Construction keying are available at an additional charge. [5] All locks come with standard ANSI strike unless specified otherwise. [6] Prices based on F.O.B. City of Industry, CA. [7] Prices subject to change without notice.

Ligature Resistant Locks - Electrified

XMRX-A-303



XMRX-A-303 (left), PCU (middle), and strike (right) shown

This trim is not field reversible. Please provide the handing information when placing an order.

XMRX-A-303	Description	Finish
		630
XMRX-A-303	Electrified Motor units 12 - 24 VDC, all motorized units are field adjustable for Fail Safe or Fail Secure with 5-Point Ligature Resistant Arch Trim	2,255.00

Order string is as follows:
[Trim]-[Function]-[Cylinder]-[Handing]

Example order: XMRX-A-303-SC-LH

To view the full How to Order, visit townsteel.com/documents/xmr-a-how-to-order

[1] All standard cylinders come with 6-pin Schlage® "C" keyway only. [2] Small format IC housing available. Schlage®, Sargent®, Corbin Russwin®, and Yale® LFIC housings are available at an additional charge. [3] High security 6-pin cylinder and 7-pin SFIC core available in TownSteel "L" keyway. [4] KA, MK, GMK, GGMK & Construction keying are available at an additional charge. [5] All locks come with standard ANSI strike unless specified otherwise. [6] Prices based on F.O.B. City of Industry, CA. [7] Prices subject to change without notice.

Ligature Resistant Locks - Electrified

XMRX-S-K



XMRX-S-K Series		Description	Finish
			630
Single cylinder functions, 3-position monitoring			
XMRX-S-K-121	12VDC Fail Safe, 3-Position Monitoring		1,359.00
XMRX-S-K-122	12VDC Fail Secure, 3-Position Monitoring		
XMRX-S-K-241	24VDC Fail Safe, 3-Position Monitoring		
XMRX-S-K-242	24VDC Fail Secure, 3-Position Monitoring		
Single cylinder functions, REX			
XMRX-S-K-121REX	12VDC Fail Safe, Request-to-Exit (REX)		1,359.00
XMRX-S-K-122REX	12VDC Fail Secure, Request-to-Exit (REX)		
XMRX-S-K-241REX	24VDC Fail Safe, Request-to-Exit (REX)		
XMRX-S-K-242REX	24VDC Fail Secure, Request-to-Exit (REX)		

[1] All standard cylinders come with 6-pin Schlage® "C" keyway only. [2] Small format IC housing available. Schlage®, Sargent®, Corbin Russwin®, and Yale® LFIC housings are available at an additional charge. [3] High security 6-pin cylinder and 7-pin SFIC core available in TownSteel "L" keyway. [4] KA, MK, GMK, GGMK & Construction keying are available at an additional charge. [5] All locks come with standard ANSI strike unless specified otherwise. [6] Prices based on F.O.B. City of Industry, CA. [7] Prices subject to change without notice.

Ligature Resistant Locks - Mechanical

XMRX-S-K



XMRX-S-K Series		Description	Finish
			630
Deadbolt with thumb turn functions, REX			
XMRX-S-K-121-DB	12VDC Fail Safe, Deadbolt Request-to-Exit (REX)		1,359.00
XMRX-S-K-122-DB	12VDC Fail Secure, Deadbolt Request-to-Exit (REX)		
XMRX-S-K-241-DB	24VDC Fail Safe, Deadbolt Request-to-Exit (REX)		
XMRX-S-K-242-DB	24VDC Fail Secure, Deadbolt Request-to-Exit (REX)		

[1] All standard cylinders come with 6-pin Schlage® "C" keyway only. [2] Small format IC housing available. Schlage®, Sargent®, Corbin Russwin®, and Yale® LFIC housings are available at an additional charge. [3] High security 6-pin cylinder and 7-pin SFIC core available in TownSteel "L" keyway. [4] KA, MK, GMK, GGMK & Construction keying are available at an additional charge. [5] All locks come with standard ANSI strike unless specified otherwise. [6] Prices based on F.O.B. City of Industry, CA. [7] Prices subject to change without notice.

Ligature Resistant Locks - Electrified

XMRX-S-K



XMRX-S-K Series		Description	Finish
			630
Deadbolt with double cylinder functions, REX			
XMRX-S-K-121-DC	12VDC Fail Safe, Deadbolt Request-to-Exit (REX)		1,477.00
XMRX-S-K-122-DC	12VDC Fail Secure, Deadbolt Request-to-Exit (REX)		
XMRX-S-K-241-DC	24VDC Fail Safe, Deadbolt Request-to-Exit (REX)		
XMRX-S-K-242-DC	24VDC Fail Secure, Deadbolt Request-to-Exit (REX)		

Order string is as follows:

[Trim]-[Function]-[Cylinder]-[Handing]

Example order: XMRX-S-K-121-SC-LH

To view the full How to Order, visit [townsteel.com/documents/xmrk-k-how-to-order](https://www.townsteel.com/documents/xmrk-k-how-to-order)

[1] All standard cylinders come with 6-pin Schlage® "C" keyway only. [2] Small format IC housing available. Schlage®, Sargent®, Corbin Russwin®, and Yale® LFIC housings are available at an additional charge. [3] High security 6-pin cylinder and 7-pin SFIC core available in TownSteel "L" keyway. [4] KA, MK, GMK, GGMK & Construction keying are available at an additional charge. [5] All locks come with standard ANSI strike unless specified otherwise. [6] Prices based on F.O.B. City of Industry, CA. [7] Prices subject to change without notice.

Ligature Resistant Locks - Electrified

XMRX-S-K-303



XMRX-S-K-303 (left), PCU (middle), and strike (right) shown

XMRX-S-K-303	Description	Finish
		630
XMRX-S-K-303	Electrified Motor units 12 - 24 VDC, all motorized units are field adjustable for Fail Safe or Fail Secure with 3-Point Ligature Resistant Sectional Knob Trim	2,255.00

Order string is as follows:
[Trim]-[Function]-[Cylinder]-[Handing]

Example order: XMRX-S-K-303-SC-LH

To view the full How to Order, visit townsteel.com/documents/xmr-k-how-to-order

[1] All standard cylinders come with 6-pin Schlage® "C" keyway only. [2] Small format IC housing available. Schlage®, Sargent®, Corbin Russwin®, and Yale® LFIC housings are available at an additional charge. [3] High security 6-pin cylinder and 7-pin SFIC core available in TownSteel "L" keyway. [4] KA, MK, GMK, GGMK & Construction keying are available at an additional charge. [5] All locks come with standard ANSI strike unless specified otherwise. [6] Prices based on F.O.B. City of Industry, CA. [7] Prices subject to change without notice.

Ligature Resistant Locks - Electrified

XMRX-E-K



XMRX-E-K Series		Description	Finish
			630
Single cylinder functions, 3-position monitoring			
XMRX-E-K-121	12VDC Fail Safe, 3-Position Monitoring		1,672.00
XMRX-E-K-122	12VDC Fail Secure, 3-Position Monitoring		
XMRX-E-K-241	24VDC Fail Safe, 3-Position Monitoring		
XMRX-E-K-242	24VDC Fail Secure, 3-Position Monitoring		
Single cylinder functions, REX			
XMRX-E-K-121REX	12VDC Fail Safe, Request-to-Exit (REX)		1,672.00
XMRX-E-K-122REX	12VDC Fail Secure, Request-to-Exit (REX)		
XMRX-E-K-241REX	24VDC Fail Safe, Request-to-Exit (REX)		
XMRX-E-K-242REX	24VDC Fail Secure, Request-to-Exit (REX)		

[1] All standard cylinders come with 6-pin Schlage® "C" keyway only. [2] Small format IC housing available. Schlage®, Sargent®, Corbin Russwin®, and Yale® LFIC housings are available at an additional charge. [3] High security 6-pin cylinder and 7-pin SFIC core available in TownSteel "L" keyway. [4] KA, MK, GMK, GGMK & Construction keying are available at an additional charge. [5] All locks come with standard ANSI strike unless specified otherwise. [6] Prices based on F.O.B. City of Industry, CA. [7] Prices subject to change without notice.

Ligature Resistant Locks - Electrified

XMRX-E-K



XMRX-E-K Series		Description	Finish
			630
Deadbolt with thumb turn functions, REX			
XMRX-E-K-121-DB	12VDC Fail Safe, Deadbolt Request-to-Exit (REX)		1,672.00
XMRX-E-K-122-DB	12VDC Fail Secure, Deadbolt Request-to-Exit (REX)		
XMRX-E-K-241-DB	24VDC Fail Safe, Deadbolt Request-to-Exit (REX)		
XMRX-E-K-242-DB	24VDC Fail Secure, Deadbolt Request-to-Exit (REX)		

[1] All standard cylinders come with 6-pin Schlage® "C" keyway only. [2] Small format IC housing available. Schlage®, Sargent®, Corbin Russwin®, and Yale® LFIC housings are available at an additional charge. [3] High security 6-pin cylinder and 7-pin SFIC core available in TownSteel "L" keyway. [4] KA, MK, GMK, GGMK & Construction keying are available at an additional charge. [5] All locks come with standard ANSI strike unless specified otherwise. [6] Prices based on F.O.B. City of Industry, CA. [7] Prices subject to change without notice.

Ligature Resistant Locks - Electrified

XMRX-E-K



XMRX-E-K Series		Description	Finish
			630
Deadbolt with double cylinder functions, REX			
XMRX-E-K-121-DC	12VDC Fail Safe, Deadbolt Request-to-Exit (REX)		1,788.00
XMRX-E-K-122-DC	12VDC Fail Secure, Deadbolt Request-to-Exit (REX)		
XMRX-E-K-241-DC	24VDC Fail Safe, Deadbolt Request-to-Exit (REX)		
XMRX-E-K-242-DC	24VDC Fail Secure, Deadbolt Request-to-Exit (REX)		

Order string is as follows:

[Trim]-[Function]-[Cylinder]-[Handing]

Example order: XMRX-E-K-121-SC-LH

To view the full How to Order, visit townsteel.com/documents/xmrx-k-how-to-order

[1] All standard cylinders come with 6-pin Schlage® "C" keyway only. [2] Small format IC housing available. Schlage®, Sargent®, Corbin Russwin®, and Yale® LFIC housings are available at an additional charge. [3] High security 6-pin cylinder and 7-pin SFIC core available in TownSteel "L" keyway. [4] KA, MK, GMK, GGMK & Construction keying are available at an additional charge. [5] All locks come with standard ANSI strike unless specified otherwise. [6] Prices based on F.O.B. City of Industry, CA. [7] Prices subject to change without notice.

Ligature Resistant Locks - Electrified

XMRX-E-K-303



XMRX-E-K-303 (left), PCU (middle), and strike (right) shown

XMRX-E-K-303	Description	Finish
		630
XMRX-E-K-303	Electrified Motor units 12 - 24 VDC, all motorized units are field adjustable for Fail Safe or Fail Secure with 3-Point Ligature Resistant Escutcheon Knob Trim	2,381.00

Order string is as follows:
[Trim]-[Function]-[Cylinder]-[Handing]

Example order: XMRX-E-K-303-SC-LH

To view the full How to Order, visit townsteel.com/documents/xmrk-k-how-to-order

[1] All standard cylinders come with 6-pin Schlage® "C" keyway only. [2] Small format IC housing available. Schlage®, Sargent®, Corbin Russwin®, and Yale® LFIC housings are available at an additional charge. [3] High security 6-pin cylinder and 7-pin SFIC core available in TownSteel "L" keyway. [4] KA, MK, GMK, GGMK & Construction keying are available at an additional charge. [5] All locks come with standard ANSI strike unless specified otherwise. [6] Prices based on F.O.B. City of Industry, CA. [7] Prices subject to change without notice.

Ligature Resistant Locks - Electrified

XMRX-L-303



XMRX-L-303 (left), PCU (middle), and strike (right) shown

XMRX-L-303	Description	Finish
		630
XMRX-S-L-303	Electrified Motor units 12 - 24 VDC, all motorized units are field adjustable for Fail Safe or Fail Secure with 3-Point Ligature Resistant Lever Sectional Trim	2,255.00
XMRX-S-L-303C	Electrified Motor units 12 - 24 VDC, all motorized units are field adjustable for Fail Safe or Fail Secure with 3-Point Ligature Resistant Lever Sectional Trim, Double Cylinders	2,379.00
XMRX-E-L-303	Electrified Motor units 12 - 24 VDC, all motorized units are field adjustable for Fail Safe or Fail Secure with 3-Point Ligature Resistant Lever Escutcheon Trim	2,381.00

Order string is as follows:

[Trim]-[Function]-[Cylinder]-[Handing]

Example order: XMRX-E-L-303-SC-LH

To view the full How to Order, visit [townsteel.com/documents/xmrx-l-how-to-order](https://www.townsteel.com/documents/xmrx-l-how-to-order)

[1] All standard cylinders come with 6-pin Schlage® "C" keyway only. [2] Small format IC housing available. Schlage®, Sargent®, Corbin Russwin®, and Yale® LFIC housings are available at an additional charge. [3] High security 6-pin cylinder and 7-pin SFIC core available in TownSteel "L" keyway. [4] KA, MK, GMK, GGMK & Construction keying are available at an additional charge. [5] All locks come with standard ANSI strike unless specified otherwise. [6] Prices based on F.O.B. City of Industry, CA. [7] Prices subject to change without notice.

Ligature Resistant Locks - Electronic

XTRXL-2000



XTRXL-2000	Description	Finish
		630
XTRXL-2000	Clutched Electronic Cylindrical Lock with Ligature Resistant Lever Trim, Standalone Keypad, 2000, with 100 pin codes	1,225.00

Order string is as follows:
[Trim]-[Function]-[Cylinder]

Example order: XTRXL-2000-SC

To view the full How to Order, visit townsteel.com/documents/xtrxl-how-to-order

[1] All standard cylinders come with 6-pin Schlage® "C" keyway only. [2] Small format IC housing available. Schlage®, Sargent®, and Corbin Russwin® LFIC housings are available at an additional charge. [3] High security 6-pin cylinder and 7-pin SFIC core available in TownSteel "L" keyway. [4] KA, MK, GMK, GGMK & Construction keying are available at an additional charge. [5] All locks come with standard ANSI strike unless specified otherwise. [6] Prices based on F.O.B. City of Industry, CA. [7] Prices subject to change without notice.

Ligature Resistant Locks - Electronic

XTRXL-4000



XTRXL-4000	Description	Finish
		630
XTRXL-4000	Clutched Electronic Cylindrical Lock with Ligature Resistant Lever Trim, with 400 pin codes or MIFARE RFID credential capacity. Including 2RFID Key Cards and 2 RFID stickers.	1,225.00

Order string is as follows:
[Trim]-[Function]-[Cylinder]

Example order: XTRXL-4000-SC

To view the full How to Order, visit [townsteel.com/documents/xtrxl-how-to-order](https://www.townsteel.com/documents/xtrxl-how-to-order)

[1] All standard cylinders come with 6-pin Schlage® "C" keyway only. [2] Small format IC housing available. Schlage®, Sargent®, and Corbin Russwin® LFIC housings are available at an additional charge. [3] High security 6-pin cylinder and 7-pin SFIC core available in TownSteel "L" keyway. [4] KA, MK, GMK, GGMK & Construction keying are available at an additional charge. [5] All locks come with standard ANSI strike unless specified otherwise. [6] Prices based on F.O.B. City of Industry, CA. [7] Prices subject to change without notice.

Ligature Resistant Locks - Electronic

XTRXL-5000BLE and XTRXL-5000RF



XTRXL-5000	Description	Finish
		630
XTRXL-5000BLE	Clutched Electronic Cylindrical Lock with Ligature Resistant Lever Trim, Bluetooth, with 400 pin codes or MIFARE RFID credential capacity. Including 2 RFID Key Cards and 2 RFID stickers.	1,264.00
XTRXL-5000RF	Clutched Electronic Cylindrical Lock with Ligature Resistant Lever Trim, WiFi, with 400 pin codes or MIFARE RFID credential capacity. Including 2 RFID Key Cards and 2 RFID stickers. Ready to pair with gateway WiFi. Gateway sold separately	

Order string is as follows:
[Trim]-[Function]-[Cylinder]

Example order: XTRXL-5000BLE-SC

To view the full How to Order, visit townsteel.com/documents/xtrxl-how-to-order

[1] All standard cylinders come with 6-pin Schlage® "C" keyway only. [2] Small format IC housing available. Schlage®, Sargent®, and Corbin Russwin® LFIC housings are available at an additional charge. [3] High security 6-pin cylinder and 7-pin SFIC core available in TownSteel "L" keyway. [4] KA, MK, GMK, GGMK & Construction keying are available at an additional charge. [5] All locks come with standard ANSI strike unless specified otherwise. [6] Prices based on F.O.B. City of Industry, CA. [7] Prices subject to change without notice.

Ligature Resistant Locks - Electronic

XMRXA-2000



This trim is not field reversible. Please provide the handing information when placing an order.

XMRXA-2000	Description	Finish
		630
XMRXA-2000	Standalone Keypad Electronic Mortise Arch Ligature Resistant Trim, with 100 pin codes.	2,030.00

Order string is as follows:

[Trim]-[Function]-[Cylinder]-[Handing]

Example order: XMRXA-2000-SFIC7-LH

To view the full How to Order, visit [townsteel.com/documents/xmrxa-how-to-order](https://www.townsteel.com/documents/xmrxa-how-to-order)

[1] All standard cylinders come with 6-pin Schlage® "C" keyway only. [2] Small format IC housing available. Schlage®, Sargent®, Corbin Russwin®, and Yale® LFIC housings are available at an additional charge. [3] High security 6-pin cylinder and 7-pin SFIC core available in TownSteel "L" keyway. [4] KA, MK, GMK, GGMK & Construction keying are available at an additional charge. [5] All locks come with standard ANSI strike unless specified otherwise. [6] Prices based on F.O.B. City of Industry, CA. [7] Prices subject to change without notice.

Ligature Resistant Locks - Electronic

XMRXL-2000



*XMRXL-S sectional trim (left), and
XMRXL-E escutcheon trim (right) shown*

XMRXL-2000	Description	Finish
		630
XMRXL-S-2000	Electronic Mortise Lock with Ligature Resistant Clutched Sectional lever Trim, Standalone Keypad, 2000, with 100 pin codes.	1,903.00
XMRXL-E-2000	Electronic Mortise Lock with Ligature Resistant Clutched Escutcheon lever Trim, Standalone Keypad, 2000, with 100 pin codes.	2,030.00

Order string is as follows:

[Trim]-[Function]-[Cylinder]-[Handing]

Example order: XMRXL-E-2000-SFIC7-RH

To view the full How to Order, visit townsteel.com/documents/xmrxl-how-to-order

[1] All standard cylinders come with 6-pin Schlage® "C" keyway only. [2] Small format IC housing available. Schlage®, Sargent®, Corbin Russwin®, and Yale® LFIC housings are available at an additional charge. [3] High security 6-pin cylinder and 7-pin SFIC core available in TownSteel "L" keyway. [4] KA, MK, GMK, GGMK & Construction keying are available at an additional charge. [5] All locks come with standard ANSI strike unless specified otherwise. [6] Prices based on F.O.B. City of Industry, CA. [7] Prices subject to change without notice.

Ligature Resistant Locks - Electronic

XMRXA-4000



This trim is not field reversible. Please provide the handing information when placing an order.

XMRXA-4000	Description	Finish
		630
XMRXA-4000	Touch keypad Electronic Motorized Mortise, Ligature Resistant Arch Trim, with 400 pin codes or MIFARE RFID credential capacity. Includes 2 RFID Key Cards and 2 RFID stickers.	2,030.00

Order string is as follows:

[Trim]-[Function]-[Cylinder]-[Handing]

Example order: XMRXA-4000-SFIC7-LH

To view the full How to Order, visit [townsteel.com/documents/xmrxa-how-to-order](https://www.townsteel.com/documents/xmrxa-how-to-order)

[1] All standard cylinders come with 6-pin Schlage® "C" keyway only. [2] Small format IC housing available. Schlage®, Sargent®, Corbin Russwin®, and Yale® LFIC housings are available at an additional charge. [3] High security 6-pin cylinder and 7-pin SFIC core available in TownSteel "L" keyway. [4] KA, MK, GMK, GGMK & Construction keying are available at an additional charge. [5] All locks come with standard ANSI strike unless specified otherwise. [6] Prices based on F.O.B. City of Industry, CA. [7] Prices subject to change without notice.

Ligature Resistant Locks - Electronic

XMRXL-4000



*XMRXL-S sectional trim (left), and
XMRXL-E escutcheon trim (right) shown*

XMRXL-4000	Description	Finish
		630
XMRXL-S-4000	Touch Keypad Electronic Motorized Mortise Lock with Ligature Resistant Clutched Sectional lever Trim, with 400 pin codes or MIFARE RFID credential capacity. Including 2RFID Key Cards and 2 RFID stickers.	1,903.00
XMRXL-E-4000	Touch Keypad Electronic Motorized Mortise Lock with Ligature Resistant Clutched Escutcheon lever Trim, with 400 pin codes or MIFARE RFID credential capacity. Including 2RFID Key Cards and 2 RFID stickers.	2,030.00

Order string is as follows:

[Trim]-[Function]-[Cylinder]-[Handing]

Example order: XMRXL-E-4000-SFIC7-RH

To view the full How to Order, visit townsteel.com/documents/xmrxl-how-to-order

[1] All standard cylinders come with 6-pin Schlage® "C" keyway only. [2] Small format IC housing available. Schlage®, Sargent®, Corbin Russwin®, and Yale® LFIC housings are available at an additional charge. [3] High security 6-pin cylinder and 7-pin SFIC core available in TownSteel "L" keyway. [4] KA, MK, GMK, GGMK & Construction keying are available at an additional charge. [5] All locks come with standard ANSI strike unless specified otherwise. [6] Prices based on F.O.B. City of Industry, CA. [7] Prices subject to change without notice.

Ligature Resistant Locks - Electronic

XMRXA-5000BLE and XMRXA-5000RF



This trim is not field reversible. Please provide the handing information when placing an order.

XMRXA-5000	Description	Finish
		630
XMRXA-5000-BLE	Touch Keypad Electronic Motorized Mortise, Ligature Resistant Arch Trim, Bluetooth, with 400 pin codes or MIFARE RFID credential capacity. Including 2 RFID Key Cards and 2 RFID stickers.	2,194.00
XMRXA-5000-RF	Touch Keypad Electronic Motorized Mortise, Ligature Resistant Arch Trim, WiFi, with 400 pin codes or MIFARE RFID credential capacity. Includes 2 RFID Key Cards and 2 RFID stickers. Ready to pair with gateway WiFi. Gateway sold separately.	

Order string is as follows:

[Trim]-[Function]-[Cylinder]-[Handing]

Example order: XMRXA-5000BLE-SFIC7-LH

To view the full How to Order, visit [townsteel.com/documents/xmrxa-how-to-order](https://www.townsteel.com/documents/xmrxa-how-to-order)

[1] All standard cylinders come with 6-pin Schlage® “C” keyway only. [2] Small format IC housing available. Schlage®, Sargent®, Corbin Russwin®, and Yale® LFIC housings are available at an additional charge. [3] High security 6-pin cylinder and 7-pin SFIC core available in TownSteel “L” keyway. [4] KA, MK, GMK, GGMK & Construction keying are available at an additional charge. [5] All locks come with standard ANSI strike unless specified otherwise. [6] Prices based on F.O.B. City of Industry, CA. [7] Prices subject to change without notice.

Ligature Resistant Locks - Electronic

XMRXL-S-5000BLE and XMRXL-S-5000RF



*XMRXL-S sectional trim (left), and
XMRXL-E escutcheon trim (right) shown*

XMRXL-S-5000	Description	Finish
		630
XMRXL-S-5000BLE	Touch Keypad Motorized Mortise Lock with Ligature Resistant Clutched Sectional lever Trim, Bluetooth, with 400 pin codes or MIFARE RFID credential capacity. Including 2 RFID Key Cards and 2 RFID stickers.	2,066.00
XMRXL-S-5000RF	Touch Keypad Motorized Mortise Lock with Ligature Resistant Clutched Sectional lever Trim, with 400 pin codes or MIFARE RFID credential capacity. Including 2 RFID Key Cards and 2 RFID stickers. Ready to pair with gateway WiFi. Gateway sold separately.	

Order string is as follows:

[Trim]-[Function]-[Cylinder]-[Handing]

Example order: XMRXL-S-5000RF-SFIC7-RH

To view the full How to Order, visit townsteel.com/documents/xmrxl-how-to-order

[1] All standard cylinders come with 6-pin Schlage® “C” keyway only. [2] Small format IC housing available. Schlage®, Sargent®, Corbin Russwin®, and Yale® LFIC housings are available at an additional charge. [3] High security 6-pin cylinder and 7-pin SFIC core available in TownSteel “L” keyway. [4] KA, MK, GMK, GGMK & Construction keying are available at an additional charge. [5] All locks come with standard ANSI strike unless specified otherwise. [6] Prices based on F.O.B. City of Industry, CA. [7] Prices subject to change without notice.

Ligature Resistant Locks - Electronic

XMRXL-E-5000BLE and XMRXL-E-5000RF



*XMRXL-S sectional trim (left), and
XMRXL-E escutcheon trim (right) shown*

XMRXL-E-5000	Description	Finish
		630
XMRXL-E-5000BLE	Touch Keypad Motorized Mortise Lock with Ligature Resistant Clutched Escutcheon lever Trim, Bluetooth, with 400 pin codes or MIFARE RFID credential capacity. Including 2 RFID Key Cards and 2 RFID stickers.	2,194.00
XMRXL-E-5000RF	Touch Keypad Motorized Mortise Lock with Ligature Resistant Clutched Escutcheon lever Trim, with 400 pin codes or MIFARE RFID credential capacity. Including 2 RFID Key Cards and 2 RFID stickers. Ready to pair with gateway WiFi. Gateway sold separately.	

Order string is as follows:

[Trim]-[Function]-[Cylinder]-[Handing]

Example order: XMRXL-E-5000RF-SFIC7-RH

To view the full How to Order, visit townsteel.com/documents/xmrxl-how-to-order

[1] All standard cylinders come with 6-pin Schlage® "C" keyway only. [2] Small format IC housing available. Schlage®, Sargent®, Corbin Russwin®, and Yale® LFIC housings are available at an additional charge. [3] High security 6-pin cylinder and 7-pin SFIC core available in TownSteel "L" keyway. [4] KA, MK, GMK, GGMK & Construction keying are available at an additional charge. [5] All locks come with standard ANSI strike unless specified otherwise. [6] Prices based on F.O.B. City of Industry, CA. [7] Prices subject to change without notice.

Ligature Resistant Locks - Additional Parts



Cylindrical latch bolt shown

For all ligature resistant components and additional parts: tier discount does not apply; there is a maximum discount of 50%.

Cylindrical Latch Bolt	Description	Finish
		630
LA-15	Grade 1 Cylindrical 5" Backset Extension for CRXA / TRXL	45.00
LA-1-630	Grade 1 Cylindrical Latch Bolt 2-3/4"Backset for CRXA/TRXL F-84, F-86, F-87, F-109, F-81	76.00
LA-2-630	Grade 1 Cylindrical Spring Latch for CRXA/TRXL F75, F76	
CF-3-3/4 Extension-76	Grade 1 Cylindrical 3-3/4" Backset Extension, For F-76	
CF-3-3/4 Extension-81	Grade 1 Cylindrical 3-3/4" Backset Extension, For F-75,F-81, F-84, F-86	

MRX-A Under Plate	Description	Finish
		630
TF P021-IS	MRX-A Inside Underplate	216.00
TF P021-OS	MRX-A Outside Underplate	

[1] Prices based on F.O.B. City of Industry, CA. [2] Prices subject to change without notice.

Ligature Resistant Locks - Additional Parts



MRXL trim shown

For all ligature resistant components and additional parts: tier discount does not apply; there is a maximum discount of 50%.

MRX-L Trim	Description	Finish
		630
RXL AS58000-IV	Ligature Resistant Trim for MRXL, one side	282.00

MRX-L Spring & Nut	Description	Finish
		630
RXL S58640	MRXL Torsion Spring	9.00
RXL S58617	MRXL RXL 5/8-18" Nut	11.00

[1] Prices based on F.O.B. City of Industry, CA. [2] Prices subject to change without notice.

Ligature Resistant Locks - Additional Parts



MRXL trim shown

For all ligature resistant components and additional parts: tier discount does not apply; there is a maximum discount of 50%.

Tail Piece	Description	Finish
		630
TRXL AS8330-6	Tail Piece for TRXL 6-Pin Small Format IC	19.00
TRXL AS8330-7	Tail Piece for TRXL 7-Pin Small Format IC	
CYL 95733-DL	Tail Piece for CRX-A Schlage Large Format IC	
CYL-113	Tail Piece for CRX-A / TRX-L Less Cylinder, Fits Schlage® and Corbin Russwin®	14.00
CYL-113-S	Tail Piece for CRX-A / TRX-L Less Cylinder, Fits Sargent®	
CYL-113-MED	Tail Piece for CRX-A / TRX-L Less Cylinder, Fits Yale®	

Spacer	Description	Finish
		630
CRXA S375	CRX-A 1-3/8" Spacer	158.00
TRXL S8313-SPACER	TRX-L Spacer for 1-3/8" DT	

[1] Prices based on F.O.B. City of Industry, CA. [2] Prices subject to change without notice.

Ligature Resistant Locks - Additional Parts



MRXL trim shown

For all ligature resistant components and additional parts: tier discount does not apply; there is a maximum discount of 50%.


Spacer	Description	Finish
		630
CRXK S87313 Spacer	CRX-K Spacer for 1-3/8" DT	158.00

Ligature Resistant Strike	Description	Finish
		630
S 8737-POCKETED-630	MRX-A Special ASA Ligature Resistant Strike (Optional)	146.00

Spindle	Description	Finish
		630
RXL AS57320	ADA Thumb Turn Spindle Assembly RXL	14.00

[1] Prices based on F.O.B. City of Industry, CA. [2] Prices subject to change without notice.

Ligature Resistant Locks - Additional Parts



*CRXA SFIC housing front (left)
and back (right) shown*

For all ligature resistant components and additional parts: tier discount does not apply; there is a maximum discount of 50%.

CRX-A Housing	Description	List Price
CRXA A20-619	CRX-A SFIC Housing Assembly, 619 Finish, Tailpiece Included	185.00
CRXA A21	CRX-A Corbin® LFIC Housing Assembly, 630 Finish, Tailpiece Included	
CRXA A24	CRX-A Yale® LFIC Housing Assembly, 630 Finish, Tailpiece Included	
CRXA A26	CRX-A Sargent® LFIC Housing Assembly, 619 Finish, Tailpiece Included	
CRXA 48	CRX-A Schlage® LFIC Housing Assembly, 619 Finish, Tailpiece Included	

[1] Prices based on F.O.B. City of Industry, CA. [2] Prices subject to change without notice.

Interconnected Locks

INTERCONNECTED LOCKS	PAGE
Interconnected Locks - Mechanical	119
m-Genius.....	119

Interconnected Locks - Mechanical

m-Genius



Entry function shown

m-Genius	Description	Finish		
		619	622	626
m-Genius 4" or 5-1/2"	Standard 4" or 5-1/2" Escutcheon mechanical interconnected lock. Standard 6 pin cylinder with 2 keys FUNCTIONS: S: STOREROOM / T: ENTRY (Toggle function)		907.00	
m-Genius-S 4" or 5-1/2"	Standard 4" or 5-1/2" Sectional mechanical interconnected lock. Standard 6 pin cylinder with 2 keys FUNCTIONS: S: STOREROOM / T: ENTRY (Toggle function)		871.00	
m-Genius-D 4" or 5-1/2"	Standard 4" or 5-1/2" Concealed Deadbolt sectional mechanical interconnected lock. Standard 6-pin cylinder with 2 keys FUNCTIONS: S: STOREROOM / T: ENTRY (Toggle function)			
XIC 73610-BLACK	Spacer for use with TownSteel interconnected lock for 1 3/8" doors, black finish		13.00	
XIC 73610-GRAY	Spacer for use with TownSteel interconnected lock for 1 3/8" doors, gray finish			

Order string is as follows:

[Series]-[Function]-[Lever][Handing][Finish]-[Lockbody][Faceplates][Strike][Cylinder]

Example order: MGTT-SLH626-55WSC

To view the full How to Order, visit townsteel.com/documents/m-genius-cut-sheet

[1] All standard cylinders come with 6-pin Schlage® "C" keyway only. [2] MK, GMK, & GGMK are available at an additional charge. [3] All interconnected locks come with full lip strike standard unless specified otherwise. ASA and T-strike are available upon request. [4] Prices based on F.O.B. City of Industry, CA. [5] Prices subject to change without notice.

Exit Devices


EXIT DEVICES	PAGE
Exit Devices - Mechanical	122
1000 Series	122
1100 Heavy Duty Grade 1 Rim Exit Device	122
1200 Heavy Duty Grade 1 Surface Vertical Rod Exit Device	123
1300 Heavy Duty Grade 1 Concealed Vertical Rod Exit Device	125
1400 Heavy Duty Grade 1 Mortise Lock Exit Device	126
1500 Heavy Duty Grade 1 Three Point Latching Exit Device	127
1000 Series Dummy Push Bar	128
9700 Series	129
9700 Grade 1 Rim Exit Device	129
9727 Grade 1 Surface Vertical Rod Exit Device	130
9727LBR Grade 1 Less Bottom Rod Exit Device	132
9747 Grade 1 Concealed Vertical Rod Exit Device	134
9757 Grade 1 Three Point Exit Device	136
9775 Grade 1 Mortise Exit Device	138
D9700 Series Dummy Push Bar	139
8900 Series	140
8900 Grade 1 Rim Exit Device	140
8927 Grade 1 Surface Vertical Rod Exit Device	141
8927LBR Grade 1 Less Bottom Rod Exit Device	143

Exit Devices

EXIT DEVICES CONTINUED	PAGE
8947 Grade 1 Concealed Vertical Rod Exit Device	145
8975 Grade 1 Mortise Exit Device	147
3700 Series	148
3700 Grade 1 Narrow Stile Rim Exit Device	148
3727 Grade 1 Narrow Stile Surface Vertical Rod Exit Device	149
3727 Grade 1 Narrow Stile Less Bottom Rod Exit Device	151
3747 Grade 1 Narrow Stile Concealed Vertical Rod Exit Device	153
5000 Series	155
TS5000 Grade 2 Exit Device.	155
Exit Devices - Electrified	156
1000 Series	156
Electrified 1100 Heavy Duty Grade 1 Rim Exit Device	156
Electrified 1200 Heavy Duty Grade 1 Surface Vertical Rod Exit Device.	157
Electrified 1300 Heavy Duty Grade 1 Concealed Vertical Rod Exit Device	158
Electrified 1400 Heavy Duty Grade 1 Mortise Lock Exit Device	160
Electrified 1500 Heavy Duty Grade 1 Three Point Latching Exit Device	161
9700 Series	163
Electrified 9700 Grade 1 Rim Exit Device	163

Exit Devices - Mechanical

1100 Heavy Duty Grade 1 Rim Exit Device



1000 Series	Description	Finish	
		613 ¹	630
ED1100-36	Rim Exit Device, for 36" Door	2,125.00	1,392.00
EF1100-36	Fire Rim Exit Device, for 36" Door	2,502.00	1,638.00
ED1100-48	Rim Exit Device, for 48" Door	2,459.00	1,611.00
EF1100-48	Fire Rim Exit Device, for 48" Door	2,893.00	1,895.00

Order string is as follows:

[Fire Rating][Device Model][Device Type]-[Device Size]-[Finish]-[Options]

Example order: ED1100-36-630

To view the full How to Order, visit townsteel.com/documents/1000-series-exit-device-how-to-order

1 Minimum order quantity required, please check with factory

[1] Prices based on F.O.B. City of Industry, CA. [2] Prices subject to change without notice.

Exit Devices - Mechanical

1200 Heavy Duty Grade 1 Surface Vertical Rod Exit Device



1000 Series	Description	Finish	
		613 ¹	630
ED1200-3684	Surface Vertical Rod Exit Device, for 36" x 84" Door	3,020.00	1,978.00
EF1200-3684	Surface Vertical Rod Fire Exit Device, for 36" x 84" Door	3,552.00	2,327.00
ED1200-4884	Surface Vertical Rod Exit Device, for 48" x 84" Door	3,355.00	2,197.00
EF1200-4884	Surface Vertical Rod Fire Exit Device, for 48" x 84" Door	3,946.00	2,584.00

1 Minimum order quantity required, please check with factory

[1] Prices based on F.O.B. City of Industry, CA. [2] Prices subject to change without notice.

Exit Devices - Mechanical

1200 Heavy Duty Grade 1 Surface Vertical Rod Exit Device



1000 Series	Description	Finish	
		613 ¹	630
ED1200-3684-LBR	Surface Vertical Rod LBR Exit Device, for 36" x 84" Door	3,020.00	1,978.00
EF1200-3684-LBR	Surface Vertical Rod LBR Fire Exit Device, for 36" x 84" Door	3,552.00	2,327.00
ED1200-4884-LBR	Surface Vertical Rod LBR Exit Device, for 48" x 84" Door	3,355.00	2,197.00
EF1200-4884-LBR	Surface Vertical Rod LBR Fire Exit Device, for 48" x 84" Door	3,946.00	2,584.00

Order string is as follows:

[Fire Rating][Device Model][Device Type]-[Device Size][Door Height]-[Finish]-
[Options]

Example order: ED1200-3684-630

To view the full How to Order, visit townsteel.com/documents/1000-series-exit-device-how-to-order

¹ Minimum order quantity required, please check with factory

[1] Prices based on F.O.B. City of Industry, CA. [2] Prices subject to change without notice.

Exit Devices - Mechanical

1300 Heavy Duty Grade 1 Concealed Vertical Rod Exit Device



1000 Series	Description	Finish	
		613 ¹	630
ED1300-3684	Concealed Vertical Rod Exit Device, for 36" x 84" Door	3,020.00	1,978.00
EF1300-3684	Concealed Vertical Rod Fire Exit Device, for 36" x 84" Door	3,552.00	2,327.00
ED1300-4884	Concealed Vertical Rod Exit Device, for 48" x 84" Door	3,355.00	2,197.00
EF1300-4884	Concealed Vertical Rod Fire Exit Device, for 48"x 84" Door	3,946.00	2,584.00

Order string is as follows:

[Fire Rating][Device Model][Device Type]-[Device Size][Door Height]-[Finish]-
[Options]

Example order: ED1300-4884-630

To view the full How to Order, visit townsteel.com/documents/1000-series-exit-device-how-to-order

¹ Minimum order quantity required, please check with factory

[1] Prices based on F.O.B. City of Industry, CA. [2] Prices subject to change without notice.

Exit Devices - Mechanical

1400 Heavy Duty Grade 1 Mortise Lock Exit Device



1000 Series	Description	Finish	
		613 ¹	630
ED1400-36	Mortise Lock Exit Device, for 36" Door	2,795.00	1,830.00
EF1400-36	Mortise Lock Fire Exit Device, for 36" Door	3,287.00	2,155.00
ED1400-48	Mortise Lock Exit Device, for 48" Door	3,129.00	2,050.00
EF1400-48	Mortise Lock Fire Exit Device, for 48" Door	3,680.00	2,411.00

Order string is as follows:

[Fire Rating][Device Model][Device Type]-[Device Size]-[Finish]-[Options]

Example order: ED1400-36-630

To view the full How to Order, visit townsteel.com/documents/1000-series-exit-device-how-to-order

¹ Minimum order quantity required, please check with factory

[1] All standard cylinders come with 6-pin Schlage® "C" keyway only. [2] Small format IC housing available. Schlage®, Sargent®, Corbin Russwin®, and Yale® LFIC housings are available at an additional charge. [3] High security 6-pin cylinder and 7-pin SFIC core available in TownSteel "L" keyway. [4] KA, MK, GMK, GGMK & Construction keying are available at an additional charge. [5] All locks come with standard ANSI strike unless specified otherwise. [6] Prices based on F.O.B. City of Industry, CA. [7] Prices subject to change without notice.

Exit Devices - Mechanical

1500 Heavy Duty Grade 1 Three Point Latching Exit Device



Minimum order quantity required, please check with factory.

1000 Series	Description	Finish	
		613	630
ED1500-3684	Three Point Latching Exit Device, for 36" x 84" Door	3,240.00	2,123.00
EF1500-3684	Three Point Latching Fire Exit Device, for 36" x 84" Door	3,813.00	2,498.00
ED1500-4884	Three Point Latching Exit Device, for 48" x 84" Door	4,293.00	2,812.00
EF1500-4884	Three Point Latching Fire Exit Device, for 48" x 84" Door	5,050.00	3,308.00

Order string is as follows:

[Fire Rating][Device Model][Device Type]-[Device Size][Door Height]-[Finish]-
[Options]


Example order: ED1500-3684-630

To view the full How to Order, visit townsteel.com/documents/1000-series-exit-device-how-to-order

[1] Prices based on F.O.B. City of Industry, CA. [2] Prices subject to change without notice.

Exit Devices - Mechanical

1000 Series Dummy Push Bar



Minimum order quantity required, please check with factory.

1000 Series	Description	Finish
		630
ED DP3-630	Exit dummy push bar	773.00

For more information, contact the factory at:
info@townsteel.com

[1] Prices based on F.O.B. City of Industry, CA. [2] Prices subject to change without notice.

Exit Devices - Mechanical

9700 Grade 1 Rim Exit Device



9700 Series	Description	Finish		
		630	622	695 ¹
ED9700-36	Rim Type Exit Device for Door 36"	1,119.00	1,168.00	
EF9700-36	Rim Type Fire Exit Device for Door 36"	1,198.00	1,250.00	
ED9700-48	Rim Type Exit Device for Door 48"	1,220.00	1,270.00	
EF9700-48	Rim Type Fire Exit Device for Door 48"	1,299.00	1,352.00	

Order string is as follows:

[Fire Rating][Device Model][Device Type]-[Device Size]-[Finish]-[Options]

Example order: ED9700-36-630

To view the full How to Order, visit townsteel.com/documents/ed-ef9700-cut-sheet

1 Minimum order quantity required, please check with factory.

[1] Prices based on F.O.B. City of Industry, CA. [2] Prices subject to change without notice.

Exit Devices - Mechanical

9727 Grade 1 Surface Vertical Rod Exit Device



9700 Series	Description	Finish		
		630	622	695 ¹
ED9727-3684	Surface Vertical Rod Type Exit Device for Door 36"X84"	1,434.00	1,501.00	
EF9727-3684	Surface Vertical Rod Type Fire Exit Device for Door 36"X84"	1,532.00	1,597.00	
ED9727-3696	Surface Vertical Rod Type Exit Device for Door 36"X96"	1,464.00	1,530.00	
EF9727-3696	Surface Vertical Rod Type Fire Exit Device for Door 36"X96"	1,561.00	1,627.00	
ED9727-4884	Surface Vertical Rod Type Exit Device for Door 48"X84"	1,536.00	1,602.00	
EF9727-4884	Surface Vertical Rod Type Fire Exit Device for Door 48"X84"	1,633.00	1,700.00	

1 Minimum order quantity required, please check with factory

[1] Prices based on F.O.B. City of Industry, CA. [2] Prices subject to change without notice.

Exit Devices - Mechanical

9727 Grade 1 Surface Vertical Rod Exit Device



9700 Series	Description	Finish		
		630	622	695 ¹
ED9727-4896	Surface Vertical Rod Type Exit Device for Door 48"X96"	1,568.00	1,633.00	
EF9727-4896	Surface Vertical Rod Type Fire Exit Device for Door 48"X96"	1,664.00	1,729.00	

Order string is as follows:

[Fire Rating][Device Model][Device Type]-[Device Size][Door Height]-[Finish]-[Options]

Example order: ED9727-3684-630

To view the full How to Order, visit townsteel.com/documents/ed-ef9727-and-ed-ef9727-lbr-cut-sheet

1 Minimum order quantity required, please check with factory

[1] Prices based on F.O.B. City of Industry, CA. [2] Prices subject to change without notice.

Exit Devices - Mechanical

9727LBR Grade 1 Less Bottom Rod Exit Device



9700 Series	Description	Finish		
		630	622	695 ¹
ED9727LBR-3684	Less Bottom Rod Type Exit Device for Door 36"x84"	1,434.00	1,501.00	
EF9727LBR-3684	Less Bottom Rod Type Fire Exit Device for Door 36"x84"	1,539.00	1,605.00	
ED9727LBR-3696	Less Bottom Rod Type Exit Device for Door 36"x96"	1,464.00	1,530.00	
EF9727LBR-3696	Less Bottom Rod Type Fire Exit Device for Door 36"x96"	1,571.00	1,635.00	
ED9727LBR-4884	Less Bottom Rod Type Exit Device for Door 48"x84"	1,536.00	1,602.00	
EF9727LBR-4884	Less Bottom Rod Type Fire Exit Device for Door 48"x84"	1,641.00	1,706.00	
ED9727LBR-4896	Less Bottom Rod Type Exit Device for Door 48"x96"	1,568.00	1,633.00	

1 Minimum order quantity required, please check with factory

[1] Prices based on F.O.B. City of Industry, CA. [2] Prices subject to change without notice.

Exit Devices - Mechanical

9727LBR Grade 1 Less Bottom Rod Exit Device



9700 Series	Description	Finish		
		630	622	695 ¹
EF9727LBR-4896	Less Bottom Rod Type Fire Exit Device for Door 48"x96"	1,671.00	1,738.00	

Order string is as follows:

[Fire Rating][Device Model][Device Type]-[Device Size][Door Height]-[Finish]

Example order: ED9727LBR-3696-630

To view the full How to Order, visit townsteel.com/documents/ed-ef9727-and-ed-ef9727-lbr-cut-sheet

1 Minimum order quantity required, please check with factory

[1] Prices based on F.O.B. City of Industry, CA. [2] Prices subject to change without notice.

Exit Devices - Mechanical

9747 Grade 1 Concealed Vertical Rod Exit Device



9700 Series	Description	Finish		
		630	622	695 ¹
ED9747-3684	Concealed V/R Type Exit Device for Door 36" x 84"	1,502.00	1,568.00	
EF9747-3684	Concealed V/R Type Fire Exit Device for Door 36" x 84"	1,599.00	1,665.00	
ED9747-3696	Concealed V/R Type Exit Device for Door 36" x 96"	1,533.00	1,598.00	
EF9747-3696	Concealed V/R Type Fire Exit Device for Door 36" x 96"	1,631.00	1,696.00	
ED9747-4884	Concealed V/R Type Exit Device for Door 48" x 84"	1,604.00	1,670.00 ¹	
EF9747-4884	Concealed V/R Type Fire Exit Device for Door 48" x 84"	1,702.00	1,766.00	
ED9747-4896	Concealed V/R Type Exit Device for Door 48" x 96"	1,634.00	1,700.00 ¹	

1 Minimum order quantity required, please check with factory

[1] Prices based on F.O.B. City of Industry, CA. [2] Prices subject to change without notice.

Exit Devices - Mechanical

9747 Grade 1 Concealed Vertical Rod Exit Device



9700 Series	Description	Finish		
		630	622	695 ¹
EF9747-4896	Concealed V/R Type Fire Exit Device for Door 48" x 96"	1,731.00	1,796.00	

Order string is as follows:

[Fire Rating][Device Model][Device Type]-[Device Size][Door Height]-[Finish]-[Options]

Example order: ED9747-4896-630

To view the full How to Order, visit townsteel.com/documents/ed-ef9747-cut-sheet

1 Minimum order quantity required, please check with factory

[1] Prices based on F.O.B. City of Industry, CA. [2] Prices subject to change without notice.

Exit Devices - Mechanical

9757 Grade 1 Three Point Exit Device



9700 Series	Description	Finish		
		630	622 ¹	695 ¹
ED9757-3684	Three Point Type Exit Device for Door 36" x 84"	1,720.00	1,787.00	
EF9757-3684	Three Point Type Fire Exit Device for Door 36" x 84"	1,815.00	1,882.00	
ED9757-3696	Three Point Type Exit Device for Door 36" x 96"	1,750.00	1,815.00	
EF9757-3696	Three Point Type Fire Exit Device for Door 36" x 96"	1,847.00	1,913.00	
ED9757-4884	Three Point Type Exit Device for Door 48" x 84"	1,822.00	1,887.00	
EF9757-4884	Three Point Type Fire Exit Device for Door 48" x 84"	1,919.00	1,984.00	

¹ Minimum order quantity required, please check with factory

[1] Prices based on F.O.B. City of Industry, CA. [2] Prices subject to change without notice.

Exit Devices - Mechanical

9757 Grade 1 Three Point Exit Device



9700 Series	Description	Finish		
		630	622 ¹	695 ¹
ED9757-4896	Three Point Type Exit Device for Door 48" x 96"	1,851.00	1,918.00	
EF9757-4896	Three Point Type Fire Exit Device for Door 48" x 96"	1,948.00	2,014.00	

Order string is as follows:

[Fire Rating][Device Model][Device Type]-[Device Size][Door Height]-[Finish]-[Options]

Example order: ED9757-4896-630

To view the full How to Order, visit townsteel.com/documents/ed-ef9757-cut-sheet

1 Minimum order quantity required, please check with factory

[1] Prices based on F.O.B. City of Industry, CA. [2] Prices subject to change without notice.

Exit Devices - Mechanical

9775 Grade 1 Mortise Exit Device



9700 Series	Description	Finish		
		630	622 ¹	695 ¹
ED9775-36	Mortise Type Exit Device for Door 36"	1,551.00	1,602.00	
EF9775-36	Mortise Type Fire Exit Device for Door 36"	1,632.00	1,682.00	
ED9775-48	Mortise Type Exit Device for Door 48"	1,654.00	1,704.00	
EF9775-48	Mortise Type Fire Exit Device for Door 48"	1,733.00	1,784.00	

Order string is as follows:

[Fire Rating][Device Model][Device Type]-[Device Size][Door Height]-[Finish]-
[Options]

Example order: ED9775-36-630

To view the full How to Order, visit townsteel.com/documents/ed-ef9775-cut-sheet

¹ Minimum order quantity required, please check with factory

[1] All standard cylinders come with 6-pin Schlage® "C" keyway only. [2] Small format IC housing available. Schlage®, Sargent®, Corbin Russwin®, and Yale® LFIC housings are available at an additional charge. [3] High security 6-pin cylinder and 7-pin SFIC core available in TownSteel "L" keyway. [4] KA, MK, GMK, GGMK & Construction keying are available at an additional charge. [5] All locks come with standard ANSI strike unless specified otherwise. [6] Prices based on F.O.B. City of Industry, CA. [7] Prices subject to change without notice.

Exit Devices - Mechanical

9700 Series Dummy Push Bar



9700 Series	Description	Finish
		630
ED9700DP-36-630	Exit dummy push bar	471.00

For more information, contact the factory at:
info@townsteel.com

[1] Prices based on F.O.B. City of Industry, CA. [2] Prices subject to change without notice.

Exit Devices - Mechanical

8900 Grade 1 Rim Exit Device



8900 Series	Description	Finish			
		630	689	622	695 ¹
ED8900-36	Rim Type Exit Device for Door 36"	616.00	408.00	425.00	
EF8900-36	Rim Type Fire Exit Device for Door 36"	671.00	465.00	483.00	
ED8900-48	Rim Type Exit Device for Door 48"	720.00	513.00	531.00	
EF8900-48	Rim Type Fire Exit Device for Door 48"	776.00	568.00	589.00	

Order string is as follows:

[Fire Rating][Device Model][Device Type]-[Device Size]-[Finish]-[Options]

Example order: ED8900-36-630

To view the full How to Order, visit townsteel.com/documents/ed-ef8900-cut-sheet

1 Minimum order quantity required, please check with factory

[1] Prices based on F.O.B. City of Industry, CA. [2] Prices subject to change without notice.

Exit Devices - Mechanical

8927 Grade 1 Surface Vertical Rod Exit Device



8900 Series	Description	Finish			
		630	689	622	695 ¹
ED8927-3684	Surface Vertical Rod Type Exit Device for Door 36"X84"	932.00	667.00	699.00	
EF8927-3684	Surface Vertical Rod Type Fire Exit Device for Door 36"X84"	1,014.00	748.00	780.00	
ED8927-3696	Surface Vertical Rod Type Exit Device for Door 36"X96"	964.00	697.00	730.00	
EF8927-3696	Surface Vertical Rod Type Fire Exit Device for Door 36"X96"	1,042.00	779.00	811.00	
ED8927-4884	Surface Vertical Rod Type Exit Device for Door 48"X84"	1,007.00	742.00	773.00	
EF8927-4884	Surface Vertical Rod Type Fire Exit Device for Door 48"X84"	1,088.00 ¹	824.00	857.00	
ED8927-4896	Surface Vertical Rod Type Exit Device for Door 48"X96"	1,037.00	772.00	804.00	

1 Minimum order quantity required, please check with factory

[1] Prices based on F.O.B. City of Industry, CA. [2] Prices subject to change without notice.

Exit Devices - Mechanical

8927 Grade 1 Surface Vertical Rod Exit Device



ED8900 Series	Description	Finish			
		630	689	622	695 ¹
EF8927-4896	Surface Vertical Rod Type Fire Exit Device for Door 48"X96"	1,120.00 ¹	853.00	885.00	

Order string is as follows:

[Fire Rating][Device Model][Device Type]-[Device Size][Door Height]-[Finish]-[Options]

Example order: ED8927-4896-695

To view the full How to Order, visit townsteel.com/documents/ed-ef8927-and-ed-ef8927-lbr-cut-sheet

¹ Minimum order quantity required, please check with factory

[1] Prices based on F.O.B. City of Industry, CA. [2] Prices subject to change without notice.

©2026 TownSteel, Inc.

Exit Devices - Mechanical

8927LBR Grade 1 Less Bottom Rod Exit Device



Minimum order quantity required, please check with factory.

8900 Series	Description	Finish			
		630	689	622	695
ED8927LBR-3684	Less Bottom Rod Type Exit Device for Door 36"x84"	932.00	667.00	699.00	
EF8927LBR-3684	Less Bottom Rod Type Fire Exit Device for Door 36"x84"	1,037.00	772.00	804.00	
ED8927LBR-3696	Less Bottom Rod Type Exit Device for Door 36"x96"	964.00	697.00	730.00	
EF8927LBR-3696	Less Bottom Rod Type Fire Exit Device for Door 36"x96"	1,067.00	802.00	834.00	

[1] Prices based on F.O.B. City of Industry, CA. [2] Prices subject to change without notice.

Exit Devices - Mechanical

8927 Grade 1 Less Bottom Rod Exit Device



Minimum order quantity required, please check with factory.

8900 Series	Description	Finish			
		630	689	622	695
ED8927LBR-4884	Less Bottom Rod Type Exit Device for Door 48"x84"	1,007.00	742.00	773.00	
EF8927LBR-4884	Less Bottom Rod Type Fire Exit Device for Door 48"x84"	1,114.00	847.00	880.00	
ED8927LBR-4896	Less Bottom Rod Type Exit Device for Door 48"x96"	1,037.00	772.00	804.00	
EF8927LBR-4896	Less Bottom Rod Type Fire Exit Device for Door 48"x96"	1,143.00	879.00	909.00	

Order string is as follows:

[Fire Rating][Device Model][Device Type]-[Device Size][Door Height]-[Finish]-[Options]

Example order: ED8927LBR-4896-695

To view the full How to Order, visit townsteel.com/documents/ed-ef8927-and-ed-ef8927-lbr-cut-sheet

[1] Prices based on F.O.B. City of Industry, CA. [2] Prices subject to change without notice.

Exit Devices - Mechanical

8947 Grade 1 Concealed Vertical Rod Exit Device



8900 Series	Description	Finish			
		630	689 ¹	622 ¹	695 ¹
ED8947-3684	Concealed V/R Type Exit Device for Door 36"X84"	1,593.00	1,299.00	1,336.00	
EF8947-3684	Concealed V/R Type Fire Exit Device for Door 36"X84"	1,679.00	1,389.00	1,424.00	
ED8947-3696	Concealed V/R Type Exit Device for Door 36"X96"	1,640.00	1,350.00	1,385.00	
EF8947-3696	Concealed V/R Type Fire Exit Device for Door 36"X96"	1,729.00	1,437.00	1,471.00	
ED8947-4884	Concealed V/R Type Exit Device for Door 48"X84"	1,673.00	1,383.00	1,418.00	

1 Minimum order quantity required, please check with factory

[1] Prices based on F.O.B. City of Industry, CA. [2] Prices subject to change without notice.

Exit Devices - Mechanical

8947 Grade 1 Concealed Vertical Rod Exit Device



8900 Series	Description	Finish			
		630	689 ¹	622 ¹	695 ¹
EF8947-4884	Concealed V/R Type Fire Exit Device for Door 48"X84"	1,763.00	1,470.00	1,506.00	
ED8947-4896	Concealed V/R Type Exit Device for Door 48"X96"	1,706.00	1,415.00	1,451.00	
EF8947-4896	Concealed V/R Type Fire Exit Device for Door 48"X96"	1,794.00	1,503.00	1,538.00	

Order string is as follows:

[Fire Rating][Device Model][Device Type]-[Device Size][Door Height]-[Finish]-[Options]

Example order: ED8947-4896-695

To view the full How to Order, visit [townsteel.com/documents/ed-ef8947-cut-sheet](https://www.townsteel.com/documents/ed-ef8947-cut-sheet)

1 Minimum order quantity required, please check with factory

[1] Prices based on F.O.B. City of Industry, CA. [2] Prices subject to change without notice.

Exit Devices - Mechanical

8975 Grade 1 Mortise Exit Device



8900 Series	Description	Finish			
		630	689	622 ¹	695 ¹
ED8975-36	Mortise Type Exit Device for Door 36"	1,345.00	1,120.00	1,139.00	
EF8975-36	Mortise Type Fire Exit Device for Door 36"	1,409.00	1,182.00	1,202.00	
ED8975-48	Mortise Type Exit Device for Door 48"	1,462.00	1,233.00	1,256.00	
EF8975-48	Mortise Type Fire Exit Device for Door 48"	1,526.00	1,296.00	1,318.00	

Order string is as follows:

[Fire Rating][Device Model][Device Type]-[Device Size]-[Finish]-[Options]

Example order: ED8975-36-630

To view the full How to Order, visit townsteel.com/documents/ed-ef8975-cut-sheet

¹ Minimum order quantity required, please check with factory

[1] All standard cylinders come with 6-pin Schlage® "C" keyway only. [2] Small format IC housing available. Schlage®, Sargent®, Corbin Russwin®, and Yale® LFIC housings are available at an additional charge. [3] High security 6-pin cylinder and 7-pin SFIC core available in TownSteel "L" keyway. [4] KA, MK, GMK, GGMK & Construction keying are available at an additional charge. [5] All locks come with standard ANSI strike unless specified otherwise. [6] Prices based on F.O.B. City of Industry, CA. [7] Prices subject to change without notice.

Exit Devices - Mechanical

3700 Grade 1 Narrow Stile Rim Exit Device



3700 Series	Description	Finish	
		630	695
ED3700-36	Narrow Stile Rim Type for Door 36"	1,172.00	1,224.00
EF3700-36	Narrow Stile Rim Type Fire for Door 36"	1,253.00	1,303.00
ED3700-48	Narrow Stile Rim Type for Door 48"	1,272.00	1,325.00
EF3700-48	Narrow Stile Rim Type Fire for Door 48"	1,355.00	1,404.00 ¹

Order string is as follows:

[Fire Rating][Device Model][Device Type]-[Device Size]-[Finish]-[Options]

Example order: ED3700-36-630

To view the full How to Order, visit [townsteel.com/documents/ed-ef3700-cut-sheet](https://www.townsteel.com/documents/ed-ef3700-cut-sheet)

1 Minimum order quantity required, please check with factory

[1] Prices based on F.O.B. City of Industry, CA. [2] Prices subject to change without notice.

Exit Devices - Mechanical

3727 Grade 1 Narrow Stile Surface Vertical Rod Exit Device



3700 Series	Description	Finish	
		630	695 ¹
ED3727-3684	Narrow Stile Surface Vertical Rod Type for Door 36"X84"	1,489.00	1,555.00
EF3727-3684	Narrow Stile Surface Vertical Rod Type Fire for Door 36"X84"	1,586.00	1,652.00
ED3727-3696	Narrow Stile Surface Vertical Rod Type for Door 36"X96"	1,520.00	1,584.00
EF3727-3696	Narrow Stile Surface Vertical Rod Type Fire for Door 36"X96"	1,615.00	1,680.00
ED3727-4884	Narrow Stile Surface Vertical Rod Type for Door 48"X84"	1,592.00	1,657.00
EF3727-4884	Narrow Stile Surface Vertical Rod Type Fire for Door 48"X84"	1,687.00	1,752.00

1 Minimum order quantity required, please check with factory

[1] Prices based on F.O.B. City of Industry, CA. [2] Prices subject to change without notice.

Exit Devices - Mechanical

3727 Grade 1 Narrow Stile Surface Vertical Rod Exit Device



3700 Series	Description	Finish	
		630	695 ¹
ED3727-4896	Narrow Stile Surface Vertical Rod Type for Door 48"X96"	1,620.00	1,687.00
EF3727-4896	Narrow Stile Surface Vertical Rod Type Fire for Door 48"X96"	1,717.00	1,782.00

Order string is as follows:

[Fire Rating][Device Model][Device Type]-[Device Size][Door Height]-[Finish]-
[Options]

Example order: ED3727-4896-695

To view the full How to Order, visit [townsteel.com/documents/ed-ef3727-and-ed-ef3727-lbr-cut-sheet](https://www.townsteel.com/documents/ed-ef3727-and-ed-ef3727-lbr-cut-sheet)

1 Minimum order quantity required, please check with factory

[1] Prices based on F.O.B. City of Industry, CA. [2] Prices subject to change without notice.

Exit Devices - Mechanical

3727 Grade 1 Narrow Stile Less Bottom Rod Exit Device



3700 Series	Description	Finish	
		630	695 ¹
ED3727LBR-3684	Narrow Stile Less Bottom Rod Type for Door 36"X84"	1,489.00	1,555.00
EF3727LBR-3684	Narrow Stile Less Bottom Rod Type Fire for Door 36"X84"	1,595.00	1,660.00
ED3727LBR-3696	Narrow Stile Less Bottom Rod Type for Door 36"X96"	1,520.00	1,584.00
EF3727LBR-3696	Narrow Stile Less Bottom Rod Type Fire for Door 36"X96"	1,624.00	1,690.00
ED3727LBR-4884	Narrow Stile Less Bottom Rod Type for Door 48"X84"	1,592.00	1,657.00

1 Minimum order quantity required, please check with factory

[1] Prices based on F.O.B. City of Industry, CA. [2] Prices subject to change without notice.

Exit Devices - Mechanical

ED3727 Grade 1 Narrow Stile Less Bottom Rod Exit Device



3700 Series	Description	Finish	
		630	695 ¹
EF3727LBR-4884	Narrow Stile Less Bottom Rod Type Fire for Door 48"X84"	1,697.00	1,763.00
ED3727LBR-4896	Narrow Stile Less Bottom Rod Type for Door 48"X96"	1,620.00	1,687.00
EF3727LBR-4896	Narrow Stile Less Bottom Rod Type Fire for Door 48"X96"	1,726.00	1,791.00

Order string is as follows:

[Fire Rating][Device Model][Device Type]-[Device Size][Door Height]-[Finish]-
[Options]

Example order: ED3727LBR-4896-695

To view the full How to Order, visit [townsteel.com/documents/ed-ef3727-and-ed-ef3727-lbr-cut-sheet](https://www.townsteel.com/documents/ed-ef3727-and-ed-ef3727-lbr-cut-sheet)

¹ Minimum order quantity required, please check with factory

[1] Prices based on F.O.B. City of Industry, CA. [2] Prices subject to change without notice.

Exit Devices - Mechanical

3747 Grade 1 Narrow Stile Concealed Vertical Rod Exit Device



3700 Series	Description	Finish	
		630	695 ¹
ED3747-3684	Narrow Stile Concealed V/R Type for Door 36"X84"	1,558.00	1,621.00
EF3747-3684	Narrow Stile Concealed V/R Type Fire for Door 36"X84"	1,654.00	1,719.00
ED3747-3696	Narrow Stile Concealed V/R Type for Door 36"X96"	1,588.00	1,653.00
EF3747-3696	Narrow Stile Concealed V/R Type Fire for Door 36"X96"	1,682.00	1,749.00
ED3747-4884	Narrow Stile Concealed V/R Type for Door 48"X84"	1,659.00	1,724.00
EF3747-4884	Narrow Stile Concealed V/R Type Fire for Door 48"X84"	1,755.00	1,821.00

1 Minimum order quantity required, please check with factory

[1] Prices based on F.O.B. City of Industry, CA. [2] Prices subject to change without notice.

Exit Devices - Mechanical

ED3747 Grade 1 Narrow Stile Concealed Vertical Rod Exit Device



3700 Series	Description	Finish	
		630	695 ¹
ED3747-4896	Narrow Stile Concealed V/R Type for Door 48"X96" ²	1,689.00	1,753.00
EF3747-4896	Narrow Stile Concealed V/R Type Fire for Door 48"X96"	1,787.00	1,850.00

Order string is as follows:

[Fire Rating][Device Model][Device Type]-[Device Size][Door Height]-[Finish]-
[Options]

Example order: ED3747-3684-630

To view the full How to Order, visit townsteel.com/documents/ed-ef3747-cut-sheet

¹ Minimum order quantity required, please check with factory

[1] Prices based on F.O.B. City of Industry, CA. [2] Prices subject to change without notice.

Exit Devices - Mechanical

TS5000 & TS8000 Grade 2 Exit Device

Rim Exit Devices	Description	Finish	
		630	689
TS5000-36	Rim exit device for 36" door	486.00	320.00
TS5000-48	Rim exit device for 48" door	526.00	343.00
TS8000-36	Rim fire exit device for 36" door	486.00	320.00
TS8000-48	Rim fire exit device for 48" door	526.00	343.00

SVR Exit Devices	Description	Finish	
		630	689
TS5100-3684	Surface Vertical Rod exit device for 36" x 84" door	716.00	511.00
TS5100-3696	Surface Vertical Rod exit device for 36" x 96" door	716.00	499.00
TS5100-4896	Surface Vertical Rod exit device for 48" x 96" door	769.00	543.00
TS8100-3684	Surface Vertical Rod fire exit device for 36" x 84" door	716.00	511.00
TS8100-3696	Surface Vertical Rod fire exit device for 36" x 96" door	683.00	499.00
TS8100-4896	Surface Vertical Rod fire exit device for 48" x 96" door	769.00	543.00 ¹

¹ Minimum order quantity required, please check with factory

[1] Prices based on F.O.B. City of Industry, CA. [2] Prices subject to change without notice.

Exit Devices - Electrified

Electrified 1100 Heavy Duty Grade 1 Rim Exit Device



1000 Series	Description	Finish
		630
ED1100-36-630-DE¹	Rim Exit Device for 36" door with Delayed Egress	5,966.00
EF1100-36-630-DE¹	Rim Fire Exit Device for 36" door with Delayed Egress	6,562.00
ED1100-36-630-ELR	Rim Exit Device for 36" door with Electric Latch Retraction	3,224.00
EF1100-36-630-ELR	Rim Fire Exit Device for 36" door with Electric Latch Retraction	3,820.00
ED1100-48-630-ELR	Rim Exit Device for 48" door with Electric Latch Retraction	3,442.00
EF1100-48-630-ELR	Rim Fire Exit Device for 48" door with Electric Latch Retraction	4,077.00

Order string is as follows:

[Fire Rating][Device Model][Device Type]-[Device Size]-[Finish]-[Options]

Example order: ED1100-36-630-ELR

To view the full How to Order, visit townsteel.com/documents/1000-series-exit-device-how-to-order

1 Minimum order quantity required, please check with factory

[1] Prices based on F.O.B. City of Industry, CA. [2] Prices subject to change without notice.

Exit Devices - Electrified

Electrified 1200 Heavy Duty Grade 1 Surface Vertical Rod Exit Device



1000 Series	Description	Finish
		630
ED1200-3684-630-ELR	Surface Vertical Rod Exit Device with Electric Latch Retraction	3,731.00
EF1200-3684-630-RX	Fire rated Surface Vertical Rod Exit Device with Request to Exit kit	3,398.00

Order string is as follows:

[Fire Rating][Device Model][Device Type]-[Device Size][Door Height]-[Finish]-[Options]

Example order: ED1200-3684-630-ELR

To view the full How to Order, visit townsteel.com/documents/1000-series-exit-device-how-to-order

[1] Prices based on F.O.B. City of Industry, CA. [2] Prices subject to change without notice.

Exit Devices - Electrified

Electrified 1300 Heavy Duty Grade 1 Concealed Vertical Rod Exit Device



1000 Series	Description	Finish
		630
ED1300-3684-630-DE	Concealed Vertical Rod Exit Device for 36" x 84" door with Delayed Egress	6,486.00
EF1300-3684-630-DE¹	Concealed Vertical Rod Fire Exit Device for 36" x 84" door with Delayed Egress	7,082.00
ED1300-3684-630-ELR	Concealed Vertical Rod Exit Device for 36" x 84" door with Electric Latch Retraction	3,731.00
EF1300-3684-630-ELR	Concealed Vertical Rod Fire Exit Device for 36" x 84" door with Electric Latch Retraction	4,327.00

1 Minimum order quantity required, please check with factory

[1] Prices based on F.O.B. City of Industry, CA. [2] Prices subject to change without notice.

Exit Devices - Electrified

Electrified 1300 Heavy Duty Grade 1 Concealed Vertical Rod Exit Device



1000 Series	Description	Finish
		630
ED1300-3684-630-RX	Concealed Vertical Rod Exit Device for 36" x 84" door with Request to Exit kit	3,101.00

Order string is as follows:

[Fire Rating][Device Model][Device Type]-[Device Size][Door Height]-[Finish]-[Options]

Example order: ED1300-3684-630-DE

To view the full How to Order, visit townsteel.com/documents/1000-series-exit-device-how-to-order

[1] Prices based on F.O.B. City of Industry, CA. [2] Prices subject to change without notice.

Exit Devices - Electrified

Electrified 1400 Heavy Duty Grade 1 Mortise Lock Exit Device



1000 Series	Description	Finish
		630
ED1400-FSE-36-630	Mortise Lock Exit Device, Fail Secure, 24VDC, G1, for 36" door	3,238.00
ED1400-36-630-RX	Mortise Lock Exit Device, Request to Exit, for 36" door	2,955.00
EF1400-36-630-RX	Fire rated Mortise Lock Exit Device, Request to Exit, for 36" door	3,473.00

Order string is as follows:

[Fire Rating][Device Model][Device Type]-[Device Size]-[Finish]-[Options]

Example order: ED1400-36-630-RX

To view the full How to Order, visit townsteel.com/documents/1000-series-exit-device-how-to-order

[1] All standard cylinders come with 6-pin Schlage® "C" keyway only. [2] Small format IC housing available. Schlage®, Sargent®, Corbin Russwin®, and Yale® LFIC housings are available at an additional charge. [3] High security 6-pin cylinder and 7-pin SFIC core available in TownSteel "L" keyway. [4] KA, MK, GMK, GGMK & Construction keying are available at an additional charge. [5] All locks come with standard ANSI strike unless specified otherwise. [6] Prices based on F.O.B. City of Industry, CA. [7] Prices subject to change without notice.

Exit Devices - Electrified

Electrified 1500 Heavy Duty Grade 1 Three Point Latching Exit Device



Minimum order quantity required, please check with factory.

1000 Series	Description	Finish
		630
ED1500-36108-630-ELR	Three-Point Latching Device for 36" x 108" door with Electric Latch Retraction	4,293.00
ED1500-3684-630-ELR	Three-Point Latching Device for 36" x 84" door with Electric Latch Retraction	3,843.00

[1] Prices based on F.O.B. City of Industry, CA. [2] Prices subject to change without notice.

Exit Devices - Electrified

Electrified 1500 Heavy Duty Grade 1 Three Point Latching Exit Device



Minimum order quantity required, please check with factory.

1000 Series	Description	Finish
		630
ED1500-4884-630-ELR	Three-Point Latching Device for 48" x 84" door with Electric Latch Retraction	4,069.00
EF1500-3684-630-ELR	Three-Point Latching Fire Device for 36" x 84" door with Electric Latch Retraction	4,361.00

Order string is as follows:

[Fire Rating][Device Model][Device Type]-[Device Size][Door Height]-[Finish]-
[Options]

Example order: ED1500-3684-630-ELR

To view the full How to Order, visit [townsteel.com/documents/1000-series-exit-device-how-to-order](https://www.townsteel.com/documents/1000-series-exit-device-how-to-order)

[1] Prices based on F.O.B. City of Industry, CA. [2] Prices subject to change without notice.

Exit Devices - Electrified

Electrified 9700 Grade 1 Rim Exit Device



9700 Series	Description	Finish		
		630	622	695
ED9700-36-ELR	Rim Type Exit Device for Door 36" Electrified Latch Retraction	2,548.00	2,598.00	
EF9700-36-ELR	Rim Type Fire Exit Device for Door 36" Electrified Latch Retraction	2,628.00	2,679.00	
ED9700-48-ELR	Rim Type Exit Device for Door 48", Electrified Latch Retraction	2,649.00	2,700.00	
EF9700-48-ELR	Rim Type Fire Exit Device for Door 48" Electrified Latch Retraction	2,731.00	2,781.00	
ED9700-36-ELR-REX	Rim Type Exit Device for Door 36" Electrified Latch Retraction and Request to Exit	2,764.00	2,814.00	
EF9700-36-ELR-REX	Rim Type Fire Exit Device for Door 36" Electrified Latch Retraction and Request to Exit	2,843.00	2,893.00	

[1] Prices based on F.O.B. City of Industry, CA. [2] Prices subject to change without notice.

Exit Devices - Electrified

Electrified 9700 Grade 1 Rim Exit Device



9700 Series	Description	Finish		
		630	622	695
ED9700-48-ELR-REX	Rim Type Exit Device for Door 48" Electrified Latch Retraction and Request to Exit	2,865.00	2,916.00	
EF9700-48-ELR-REX	Rim Type Fire Exit Device for Door 48" Electrified Latch Retraction and Request to Exit	2,945.00	2,996.00	

Order string is as follows:

[Fire Rating][Device Model][Device Type]-[Device Size]-[Finish]-[Options]

Example order: ED9700-36-630-ELR-REX

To view the full How to Order, visit [townsteel.com/documents/ed-ef9700-cut-sheet](https://www.townsteel.com/documents/ed-ef9700-cut-sheet)

[1] Prices based on F.O.B. City of Industry, CA. [2] Prices subject to change without notice.

Exit Device Trims and Accessories

EXIT DEVICE TRIMS AND ACCESSORIES	PAGE
Exit Device Trims	167
Exit Device Trims - Mechanical.	167
Aegis ESG Exit Device Trim	167
MKS Mechanical Escutcheon Lever Trim.	169
KES Mechanical Escutcheon Lever Trim	170
ED8900L Sectional Lever Trim	174
ED8900NE Series Narrow Stile Escutcheon Trim.	177
ED8900T Series Thumbpiece Trim.	178
ED8900P Series Pull Trim	179
ED8900NP Series Narrow Stile Pull Trim.	180
ED200 Series Thumbpiece Trim	181
ED300 Series Escutcheon Trim.	182
TL8000 Optional Outside Trim for Grade 2 Exit Devices	183
TLESC Optional Outside Trim for Grade 2 Exit Devices.	184
Exit Device Trims - Electrified	185
KES Electrified Escutcheon Lever Trim	185
Electrified ED300 Series Escutcheon Trim.	187
Exit Device Accessories.	188
Exit Device Accessories - Strikes	188
Rim Exit Device Strikes.	188
Top and Bottom Exit Device Strikes.	189
Mortise Exit Device Strikes, Filler Plates, and SNB Sets.	191

Exit Device Trims and Accessories

EXIT DEVICE TRIMS AND ACCESSORIES	PAGE
Exit Device Accessories - Shim Kits	192
Exit Device Shim Kits	192
Exit Device Accessories - Electrified Kits	193
Exit Device Electric Latch Retraction, Request to Exit, and Alarm Kits	193
Exit Device Accessories - Extension Rods	196
Exit Device Extension Rods	196
Exit Device Top and Bottom Rods	197
Exit Device Accessories - Cylinder Dogging	198
Exit Device Cylinder Dogging Kits	198
Exit Device Accessories - Mullions	199
Exit Device Mullions	199

Exit Device Trims - Mechanical

Aegis ESG Exit Device Trim



The Aegis ESG trim is compatible with the following: TownSteel ED 1100/1200/8900/9700 Series, Von Duprin® VD22/99 Series, Marks® M9900 Series, Hager® 4700 Series, Detex® 10 Series, Sargent® 8000 Series, Corbin Russwin® ED5000 Series, Dorma® 9000 Series, Precision® PHI 2000 Series, Falcon® 20 Series, and Accentra® (Yale) 2100/6100/7100 Series.

ESG Exit Device Trim	Description	Finish	
		622 ¹	630
ESG-08	ESG for RIM Exit Device, F08 Entrance - Entrance by lever. Cylinder outside locks and unlocks outside lever trim.	1,187.00	
ESG-08T	ESG for RIM Exit Device, F08T Entrance - Entrance by lever. Cylinder outside and thumb turn inside locks and unlocks outside lever trim.		
ESG-09	ESG for RIM Exit Device, F09 Night Latch/Storeroom ² - Entrance by lever only when released by key. Key removable only when locked.	1,222.00	
ESG-10	ESG for RIM Exit Device, F10 Intruder - Entrance by lever. Inside or outside Cylinder locks or unlocks lever.	1,247.00	

¹ Minimum order quantity required, please check with factory

² Requires special cam if using your own cylinder. If using your own cylinder, the cam accessory package must be purchased; please consult factory.

[1] All standard cylinders come with 6-pin Schlage® "C" keyway only. [2] Cylinder functions are available with the standard Schlage "C" keyway, Small Format 7-pin less core, LFIC Schlage / Corbin Russwin® less core, or L7 High Security cylinder with TownSteel "L" keyway. [3] MK, GMK, & GGMK are available at an additional charge. [4] All locks come with standard ANSI strike unless specified otherwise. [5] Prices based on F.O.B. City of Industry, CA. [6] Prices subject to change without notice.

Exit Device Trims - Mechanical

Aegis ESG Exit Device Trim



ESG Exit Device Trim	Description	Finish	
		622 ¹	630
ESG-LBR-08	ESG for SVR LBR Exit Device, F08 Entrance - Entrance by lever. Cylinder outside locks and unlocks outside lever trim. ³	1,187.00	
ESG-LBR-08T	ESG for SVR LBR Exit Device, F08T Entrance - Entrance by lever. Cylinder outside and thumb turn inside locks and unlocks outside lever trim.		
ESG-LBR-09	ESG for SVR LBR Exit Device, F09 Night Latch/Storeroom ² - Entrance by lever only when released by key. Key removable only when locked.	1,222.00	
ESG-LBR-10	ESG for SVR LBR Exit Device, F10 Intruder - Entrance by lever. Inside or outside Cylinder locks or unlocks lever.	1,247.00	

Order string is as follows:

[Trim]-[Indicator]-[Function]-[Lever]-[Handing]-[Finish]-[Cylinder]-[Brand]

Example Order (Von Duprin 22): ESG-08T-S-RHR-630-SC-VD22

To view the full How to Order, visit townsteel.com/documents/aegis-esg

¹ Minimum order quantity required, please check with factory

² Requires special cam if using your own cylinder. If using your own cylinder, the cam accessory package must be purchased; please consult factory.

[1] All standard cylinders come with 6-pin Schlage® "C" keyway only. [2] Cylinder functions are available with the standard Schlage "C" keyway, Small Format 7-pin less core, LFIC Schlage / Corbin Russwin® less core, or L7 High Security cylinder with TownSteel "L" keyway. [3] MK, GMK, & GGMK are available at an additional charge. [4] All locks come with standard ANSI strike unless specified otherwise. [5] Prices based on F.O.B. City of Industry, CA. [6] Prices subject to change without notice.

Exit Device Trims - Mechanical

MKS Mechanical Escutcheon Lever Trim



The MKS trim is compatible with the following: TownSteel ED1100, 9700, and 8900 rim exit devices, and Von Duprin® 22 and 99 series. Trim is field reversible.

MKS Trim	Description	Finish	
		622	626
MKS-02-R	Mechanical Trim for RIM Exit Device, F-02 Dummy - Non-functioning trim, Pull Only. No Cylinder	360.00	348.00
MKS-14-R	MKS Mechanical Trim for RIM Exit Device, F14 Passage - Latch bolt operated by lever at all times. No Cylinder.		
MKS-08-R	Mechanical Trim for RIM Exit Device, F08 Entrance - Entrance by lever; key locks or unlocks lever. With Cylinder.	415.00	404.00
MKS-09-R	Mechanical Trim for RIM Exit Device, F09 Night Latch ¹ - Entrance by lever when latch is retracted by key. Key removable only when locked. With Cylinder.		

Order string is as follows:

[Trim]-[Function]-[Exit Device Type]-[Lever]-[Finish]-[Cylinder]

Example order: MKS-08-R-S-626-SC

1 Requires special cam if using your own cylinder. If using your own cylinder, the cam accessory package must be purchased; please consult factory.

[1] All standard cylinders come with 6-pin Schlage® "C" keyway only. [2] Other cylinder options include SFIC less core for 6-pin and 7-pin, Schlage® Large format IC less core, Corbin® Large format IC less core, and High Security 6-pin and 7-pin with TownSteel "L" keyway. [3] MK, GMK, & GGMK are available at an additional charge. [4] All locks come with standard ANSI strike unless specified otherwise. [5] Prices based on F.O.B. City of Industry, CA. [6] Prices subject to change without notice.

Exit Device Trims - Mechanical

KES Mechanical Escutcheon Lever Trim



This is a mechanical escutcheon lever trim that is applicable to all 1000, 8900, and 9700 series exit devices.

KES Mechanical Trim	Description	Finish	
		622	626
KES-902R	Mechanical TRIM, Dummy, for RIM Exit Device	250.00	238.00
KES-902S	Mechanical TRIM, Dummy, for SVR Exit Device		
KES-902C	Mechanical TRIM, Dummy, for CVR Exit Device	396.00	323.00
KES-902M	Mechanical TRIM, Dummy, for Mortise Exit Device	261.00	250.00

[1] All standard cylinders come with 6-pin Schlage® "C" keyway only. [2] Cylinder functions are available with the standard Schlage "C" keyway, Small Format 7-pin less core, LFIC Schlage / Corbin Russwin® less core, or L7 High Security cylinder with TownSteel "L" keyway. [3] MK, GMK, & GGMK are available at an additional charge. [4] All locks come with standard ANSI strike unless specified otherwise. [5] Prices based on F.O.B. City of Industry, CA. [6] Prices subject to change without notice.

Exit Device Trims - Mechanical

KES Mechanical Escutcheon Lever Trim



This is a mechanical escutcheon lever trim that is applicable to all 1000, 8900, and 9700 series exit devices.

KES Mechanical Trim	Description	Finish	
		622	626
KES-903R	Mechanical TRIM, F03 Night Latch - Key retracts latch, with Cylinder, for RIM Exit Device	558.00	546.00
KES-903S	Mechanical TRIM, F03 Night Latch - Key retracts latch, with Cylinder, for SVR Exit Device		
KES-903M	Mechanical TRIM, F03 Night Latch - Key retracts latch, with Cylinder, for Mortise Exit Device		
KES-903C	Mechanical TRIM, F03 Night Latch - Key retracts latch, with Cylinder, for CVR Exit Device	707.00	632.00

[1] All standard cylinders come with 6-pin Schlage® "C" keyway only. [2] Cylinder functions are available with the standard Schlage "C" keyway, Small Format 7-pin less core, LFIC Schlage / Corbin Russwin® less core, or L7 High Security cylinder with TownSteel "L" keyway. [3] MK, GMK, & GGMK are available at an additional charge. [4] All locks come with standard ANSI strike unless specified otherwise. [5] Prices based on F.O.B. City of Industry, CA. [6] Prices subject to change without notice.

Exit Device Trims - Mechanical

KES Mechanical Escutcheon Lever Trim



This is a mechanical escutcheon lever trim that is applicable to all 1000, 8900, and 9700 series exit devices.

KES Mechanical Trim	Description	Finish	
		622	626
KES-908C	Mechanical TRIM, F08 Entrance - Key locks or unlocks, with Cylinder, for CVR Exit Device	670.00	597.00
KES-908R	Mechanical TRIM, F08 Entrance - Key locks or unlocks, with Cylinder, for RIM Exit Device	522.00	510.00
KES-908S	Mechanical TRIM, F08 Entrance - Key locks or unlocks, with Cylinder, for SVR Exit Device		
KES-908M	Mechanical TRIM, F08 Entrance - Key locks or unlocks, for Mortise Exit Device		

[1] All standard cylinders come with 6-pin Schlage® "C" keyway only. [2] Cylinder functions are available with the standard Schlage "C" keyway, Small Format 7-pin less core, LFIC Schlage / Corbin Russwin® less core, or L7 High Security cylinder with TownSteel "L" keyway. [3] MK, GMK, & GGMK are available at an additional charge. [4] All locks come with standard ANSI strike unless specified otherwise. [5] Prices based on F.O.B. City of Industry, CA. [6] Prices subject to change without notice.

Exit Device Trims - Mechanical

KES Mechanical Escutcheon Lever Trim



This is a mechanical escutcheon lever trim that is applicable to all 1000, 8900, and 9700 series exit devices.

KES Mechanical Trim	Description	Finish	
		622	626
KES-914C	Mechanical TRIM, F14 Passage - Lever Always Active, for CVR Exit Device	422.00	348.00
KES-914R	Mechanical TRIM, F14 Passage - Lever Always Active, for RIM Exit Device	275.00	261.00
KES-914S	Mechanical TRIM, F14 Passage - Lever Always Active, for SVR Exit Device		
KES-914M	Mechanical TRIM, F14 Passage - Lever Always Active, for Mortise Exit Device		

[1] All standard cylinders come with 6-pin Schlage® "C" keyway only. [2] Cylinder functions are available with the standard Schlage "C" keyway, Small Format 7-pin less core, LFIC Schlage / Corbin Russwin® less core, or L7 High Security cylinder with TownSteel "L" keyway. [3] MK, GMK, & GGMK are available at an additional charge. [4] All locks come with standard ANSI strike unless specified otherwise. [5] Prices based on F.O.B. City of Industry, CA. [6] Prices subject to change without notice.

Exit Device Trims - Mechanical

ED8900L Sectional Lever Trim



This trim is for Rim, Surface Vertical Rod, Less Bottom Rod, Concealed Vertical Rod, Mortise, and Three Point exit devices. This trim is applicable to all ED8900 series and ED9700 series exit devices.

ED8900L Series	Description	Finish
		626
ED8900LQ-02-R	F02 Dummy, Pull when Dogged, Regular (Rim, SVR, LBR & 3 Point), with Quest lever	214.00
ED8900LQ-14-R	F14 Passage, Lever Operable, Regular (Rim, SVR, LBR & 3 Point), with Quest lever	
ED8900LS-02-R	F02 Dummy, Pull when Dogged, Regular (Rim, SVR, LBR & 3 Point), with Sentinel lever	
ED8900LS-14-R	F14 Passage, Lever Operable, Regular (Rim, SVR, LBR & 3 Point), with Sentinel lever	
ED8900LQ-14-M¹	F14 Passage, Lever Operable, for Mortise Exit Device, with Quest lever	
ED8900LS-14-M¹	F14 Passage, Lever Operable, for Mortise Exit Device, with Sentinel lever	223.00
ED8900LQ-08-R-SC	F08 Entrance, Key Locks or Unlocks Latch Bolt, Regular (Rim, SVR, LBR & 3 Point), SC, with Quest lever	

[1] All standard cylinders come with 6-pin Schlage® "C" keyway only. [2] MK, GMK, & GGMK are available at an additional charge. [3] All locks come with standard ANSI strike unless specified otherwise. [4] Prices based on F.O.B. City of Industry, CA. [5] Prices subject to change without notice.

Exit Device Trims - Mechanical

ED8900L Sectional Lever Trim



This trim is for Rim, Surface Vertical Rod, Less Bottom Rod, Concealed Vertical Rod, Mortise, and Three Point exit devices. This trim is applicable to all ED8900 series and ED9700 series exit devices.

ED8900L Series	Description	Finish
		626
ED8900LQ-09-R-SC	F09 Storeroom, Night Latch, Key Retracts Latch Bolt, Regular (Rim, SVR, LBR & 3 Point), SC, with Quest lever	223.00
ED8900LS-08-R-SC	F08 Entrance, Key Locks or Unlocks Latch Bolt, Regular (Rim, SVR, LBR & 3 Point), SC, with Sentinel lever	
ED8900LS-09-R-SC	F09 Storeroom, Night Latch, Key Retracts Latch Bolt, Regular (Rim, SVR, LBR & 3 Point), SC, with Sentinel lever	
ED8900LQ-08-M-SC¹	F08 Entrance, Key Locks or Unlocks Latch Bolt, for Mortise Exit Device, SC Keyway, with Quest lever	
ED8900LQ-09-M-SC¹	F09 Storeroom, Night Latch, Key Retracts Latch Bolt, for Mortise Exit Device, SC Keyway, with Quest lever	
ED8900LS-08-M-SC¹	F08 Entrance, Key Locks or Unlocks Latch Bolt, for Mortise Exit Device, SC Keyway, with Sentinel lever	
ED8900LS-09-M-SC¹	F09 Storeroom, Night Latch, Key Retracts Latch Bolt, for Mortise Exit Device, SC Keyway, with Sentinel lever	

¹ Minimum order quantity required, please check with factory

[1] All standard cylinders come with 6-pin Schlage® "C" keyway only. [2] MK, GMK, & GGMK are available at an additional charge. [3] All locks come with standard ANSI strike unless specified otherwise. [4] Prices based on F.O.B. City of Industry, CA. [5] Prices subject to change without notice.

Exit Device Trims - Mechanical

ED8900L Sectional Lever Trim



This trim is for Rim, Surface Vertical Rod, Less Bottom Rod, Concealed Vertical Rod, Mortise, and Three Point exit devices. This trim is applicable to all ED8900 series and ED9700 series exit devices.

ED8900L Series	Description	Finish
		626
ED8900LQ-08-C-SC¹	F08 Entrance, Key Locks or Unlocks Latch Bolt, for Concealed V/R Exit Device, SC Keyway, with Quest lever	223.00
ED8900LQ-09-C-SC¹	F09 Storeroom, Night Latch, Key Retracts Latch Bolt, for Concealed V/R Exit Device, SC, with Quest lever	
ED8900LS-08-C-SC¹	F08 Entrance, Key Locks or Unlocks Latch Bolt, for Concealed V/R Exit Device, SC Keyway, with Sentinel lever	
ED8900LS-09-C-SC¹	F09 Storeroom, Night Latch, Key Retracts Latch Bolt, for Concealed V/R Exit Device, SC, with Sentinel lever	
ED8900LQ-14-C¹	F14 Passage, Lever Operable, for Concealed V/R Exit Device, with Quest lever	214.00
ED8900LS-14-C¹	F14 Passage, Lever Operable, for Concealed V/R Exit Device, with Sentinel lever	

For more information, contact the factory at:
info@townsteel.com

¹ Minimum order quantity required, please check with factory

[1] All standard cylinders come with 6-pin Schlage® "C" keyway only. [2] MK, GMK, & GGMK are available at an additional charge. [3] All locks come with standard ANSI strike unless specified otherwise. [4] Prices based on F.O.B. City of Industry, CA. [5] Prices subject to change without notice.

Exit Device Trims - Mechanical

ED8900NE Series Narrow Stile Escutcheon Trim



This trim is for Rim, Surface Vertical Rod, Less Bottom Rod, and Three Point and Concealed Vertical Rod exit devices only. This trim is applicable to all 3700 series exit devices.

ED8900NE Series	Description	Finish	
		630	695
ED8900NE-02	F02 Dummy, Narrow Stile Escutcheon, Pull when Dogged	512.00	533.00
ED8900NE-14-R	F14 Passage, Narrow Stile Escutcheon, Lever Operable		
ED8900NE-08-R-SC	F08 Entrance, Narrow Stile Escutcheon, Key Locks or Unlocks Latch Bolt, SC Keyway	564.00	586.00
ED8900NE-09-R-SC	F09 Storeroom, Narrow Stile Escutcheon, Night Latch, Key Retracts Latch Bolt, SC Keyway		
ED8900NE-08-C-SC	F08 Entrance, Narrow Stile Escutcheon, Key Locks or Unlocks Latch Bolt, SC Keyway	635.00	657.00
ED8900NE-09-C-SC	F09 Storeroom, Narrow Stile Escutcheon, Night Latch, Key Retracts Latch Bolt, SC Keyway		
ED8900NE-14-C	F14 Passage, Narrow Stile Escutcheon, Lever Operable	583.00	604.00

For more information, contact the factory at:
info@townsteel.com

[1] All standard cylinders come with 6-pin Schlage® "C" keyway only. [2] MK, GMK, & GGMK are available at an additional charge. [3] All locks come with standard ANSI strike unless specified otherwise. [4] Prices based on F.O.B. City of Industry, CA. [5] Prices subject to change without notice.

Exit Device Trims - Mechanical

ED8900T Series Thumbpiece Trim



This trim is for Rim, Surface Vertical Rod, Less Bottom Rod, and Three Point exit devices only. This trim is applicable to all 8900 series and 9700 series exit devices.

ED8900T Series	Description	Finish	
		622 ¹	630
ED8900T-02	F02 Dummy, Thumbpiece Trim, Pull when Dogged	281.00	359.00
ED8900T-14	F14 Passage, Thumbpiece Trim, Lever Operable		
ED8900T-08-SC	F08 Entrance, Thumbpiece Trim, Key Locks or Unlocks Latch Bolt, SC Keyway	334.00	412.00
ED8900T-09-SC	F09 Storeroom, Thumbpiece Trim, Night Latch, Key Retracts Latch Bolt, SC Keyway		
ED8900T-08-SFIC¹	F08 Entrance, Thumbpiece Trim, Key Locks or Unlocks Latch Bolt, SFIC	394.00	472.00
ED8900T-09-SFIC¹	F09 Storeroom, Thumbpiece Trim, Night Latch, Key Retracts Latch Bolt, SFIC		
ED8900T-08-SLFIC¹	F08 Entrance, Thumbpiece Trim, Key Locks or Unlocks Latch Bolt, SLFIC		
ED8900T-09-SLFIC¹	F09 Storeroom, Thumbpiece Trim, Night Latch, Key Retracts Latch Bolt, SLFIC		

For more information, contact the factory at:
info@townsteel.com

¹ Minimum order quantity required, please check with factory

[1] All standard cylinders come with 6-pin Schlage® "C" keyway only. [2] MK, GMK, & GGMK are available at an additional charge. [3] All locks come with standard ANSI strike unless specified otherwise. [4] Prices based on F.O.B. City of Industry, CA. [5] Prices subject to change without notice.

Exit Device Trims - Mechanical

ED8900P Series Pull Trim



ED8900P Pull Trim in Storeroom (left) and Dummy (right) function shown

This trim is for Rim, Surface Vertical Rod, Less Bottom Rod, and Three Point exit devices only. This trim is applicable to all 8900 series and 9700 series exit devices.

ED8900P Series	Description	Finish
		689
ED8900P1-01	F01 Cover, Exit only	77.00
ED8900P1-02	F02 Dummy, Pull Trim, Pull when Dogged	
ED8900P1-09-SC	F09 Storeroom, Pull Trim, Night Latch, Key Retracts Latch Bolt, SC Keyway	104.00
ED8900P2-01	F01 Cover, Exit only	124.00
ED8900P2-02	F02 Dummy, Pull Trim, Pull when Dogged	
ED8900P2-09-SC	F09 Storeroom, Pull Trim, Night Latch, Key Retracts Latch Bolt, SC Keyway	149.00
ED8900P3-02¹	F02 Dummy, Pull Trim, Pull when Dogged	107.00
ED8900P3-09-SC	F09 Storeroom, Pull Trim, Night Latch, Key Retracts Latch Bolt, SC Keyway	132.00

For more information, contact the factory at:
info@townsteel.com

¹ Minimum order quantity required, please check with factory

[1] All standard cylinders come with 6-pin Schlage® "C" keyway only. [2] MK, GMK, & GGMK are available at an additional charge. [3] All locks come with standard ANSI strike unless specified otherwise. [4] Prices based on F.O.B. City of Industry, CA. [5] Prices subject to change without notice.

Exit Device Trims - Mechanical

ED8900NP Series Narrow Stile Pull Trim



ED8900NP trim in Storeroom (left), Dummy (middle), and Cover (right) functions shown

This trim is for Rim, Surface Vertical Rod, Less Bottom Rod, and Three Point exit devices only. This trim is applicable to all 3700 series exit devices.

ED8900NP Series	Description	Finish
		689
ED8900NP-01	F01 Cover, Exit only	73.00
ED8900NP-02	F02 Dummy, Narrow Stile Pull Trim, Pull when Dogged	
ED8900NP-09-SC	F09 Storeroom, Narrow Stile Pull Trim, Night Latch, Key Retracts Latch Bolt, SC Keyway	99.00

For more information, contact the factory at:
info@townsteel.com

[1] All standard cylinders come with 6-pin Schlage® "C" keyway only. [2] MK, GMK, & GGMK are available at an additional charge. [3] All locks come with standard ANSI strike unless specified otherwise. [4] Prices based on F.O.B. City of Industry, CA. [5] Prices subject to change without notice.

Exit Device Trims - Mechanical

ED200 Series Thumbpiece Trim



This is an optional outside trim for the 1000 series exit devices only.

ED200 Series Mechanical Trim	Description	Finish
		630
ED201	Exit only, F01 Function	235.00
ED202	Dummy Pull only, F02 Function	439.00
ED203R	Night Latch (Key Retracts Latch Bolt), F03 Function, Less Cylinder	
ED203M¹	Night Latch (Key Retracts Latch Bolt), F03 Function, Mortise, Less Cylinder	
ED205R	Key Locks or Unlocks Latchbolt, F05 Function, Less Cylinder	598.00
ED205M¹	Key Locks or Unlocks Latchbolt, F05 Function, Mortise, Less Cylinder	
ED215R¹	Thumbpiece Always Active, F15 Function	
ED215M¹	Thumbpiece Always Active, F15 Function, Mortise	

For more information, contact the factory at:
info@townsteel.com

¹ Minimum order quantity required, please check with factory

[1] All standard cylinders come with 6-pin Schlage® "C" keyway only. [2] MK, GMK, & GGMK are available at an additional charge. [3] All locks come with standard ANSI strike unless specified otherwise. [4] Prices based on F.O.B. City of Industry, CA. [5] Prices subject to change without notice.

Exit Device Trims - Mechanical

ED300 Series Escutcheon Trim



This is an optional outside trim for the 1000 series exit devices only.

ED300 Series Mechanical Trim	Description	Finish
		626
ED302	Dummy Pull only, F02 Function	951.00
ED309R	Key Retract Latch Bolt, F09 Function, Less Cylinder	
ED309M	Key Retract Latch Bolt, F09 Function, Mortise, Less Cylinder	
ED308R	Key Locks or Unlocks Latch Bolt, F08/10 Function, Less Cylinder	1,097.00
ED308M	Key Locks or Unlocks Latch Bolt, F08/10 Function, Mortise, Less Cylinder	
ED314R	Lever/Knob Always Operable, F14 Function	1,025.00
ED314M	Lever/Knob Always Operable, F14 Function, Mortise	

For more information, contact the factory at:
info@townsteel.com

[1] All standard cylinders come with 6-pin Schlage® "C" keyway only. [2] MK, GMK, & GGMK are available at an additional charge. [3] All locks come with standard ANSI strike unless specified otherwise. [4] Prices based on F.O.B. City of Industry, CA. [5] Prices subject to change without notice.

Exit Device Trims - Mechanical

TL8000 Optional Outside Trim for Grade 2 Exit Devices

This is an optional outside trim for the Grade 2 exit devices only.

TL8000 Trim	Description	Finish
		626
TL8000L	Entrance ANSI function 08	186.00
TL8000S ¹	Storeroom ANSI function 09	
TL8000L-IC ¹	Entrance ANSI function 08, IC	178.00
TL8000P	Passage ANSI function 14	173.00

For more information, contact the factory at:
info@townsteel.com

¹ Minimum order quantity required, please check with factory

[1] All standard cylinders come with 6-pin Schlage® "C" keyway only. [2] MK, GMK, & GGMK are available at an additional charge. [3] All locks come with standard ANSI strike unless specified otherwise. [4] Prices based on F.O.B. City of Industry, CA. [5] Prices subject to change without notice.

Exit Device Trims - Mechanical

TLESC Optional Outside Trim for Grade 2 Exit Devices

This is an optional outside trim for the Grade 2 exit devices only.

TLESC Trim	Description	Finish
		626
TLESC-00	Escutcheon lever trim Entrance ANSI function 08, clutch freewheeling	254.00
TLESC-05	Escutcheon lever trim Storeroom ANSI function 09, clutch freewheeling	
TLESC-30	Escutcheon lever trim Passage ANSI function 14, clutch freewheeling	198.00

For more information, contact the factory at:
info@townsteel.com

[1] All standard cylinders come with 6-pin Schlage® "C" keyway only. [2] MK, GMK, & GGMK are available at an additional charge. [3] All locks come with standard ANSI strike unless specified otherwise. [4] Prices based on F.O.B. City of Industry, CA. [5] Prices subject to change without notice.

Exit Device Trims - Electrified

KES Electrified Escutcheon Lever Trim



This is an electrified escutcheon lever trim that is applicable to all 1000, 8900, and 9700 series exit devices.

KES Electrified Trim	Description	Finish	
		622	626
KES-909eC	Electrified TRIM, -1- Fail Safe or -2- Fail Secure, With Key override (10-30 VDC), for CVR Exit Device	955.00	881.00
KES-909eR	Electrified TRIM, -1- Fail Safe or -2- Fail Secure, With Key override (10-30 VDC), for RIM Exit Device	806.00	794.00
KES-909eS	Electrified TRIM, -1- Fail Safe or -2- Fail Secure, With Key override (10-30 VDC), for SVR Exit Device		
KES-909eM	Electrified TRIM, -1- Fail Safe or -2- Fail Secure, With Key override (10-30 VDC), for Mortise Exit Device		
KES-914eC	Electrified TRIM, -1- Fail Safe or -2- Fail Secure, No Cylinder (10-30 VDC), for CVR Exit Device	733.00	660.00

[1] All standard cylinders come with 6-pin Schlage® "C" keyway only. [2] MK, GMK, & GGMK are available at an additional charge. [3] All locks come with standard ANSI strike unless specified otherwise. [4] Prices based on F.O.B. City of Industry, CA. [5] Prices subject to change without notice.

Exit Device Trims - Electrified

KES Electrified Escutcheon Lever Trim



KES909e shown

This is an electrified escutcheon lever trim that is applicable to all 1000, 8900, and 9700 series exit devices.

KES Electrified Trim	Description	Finish	
		622	626
KES-914eR	Electrified TRIM, -1- Fail Safe or -2- Fail Secure, No Cylinder (10-30 VDC), for RIM Exit Device	583.00	569.00
KES-914eS	Electrified TRIM, -1- Fail Safe or -2- Fail Secure, No Cylinder (10-30 VDC), for SVR Exit Device		
KES-914eM	Electrified TRIM, -1- Fail Safe or -2- Fail Secure, No Cylinder (10-30 VDC), for Mortise Exit Device		

[1] All standard cylinders come with 6-pin Schlage® "C" keyway only. [2] MK, GMK, & GGMK are available at an additional charge. [3] All locks come with standard ANSI strike unless specified otherwise. [4] Prices based on F.O.B. City of Industry, CA. [5] Prices subject to change without notice.

Exit Device Trims - Electrified

Electrified ED300 Series Escutcheon Trim




This is an optional electrified outside trim for the 1000 series exit devices only. Minimum order quantity required, please check with factory.

ED300 Series Electrified Trim	Description	Finish
		626
ED309R-E12-FSE	Electrified Exit Device Trim,12VDC, Fail Secure, 309R, Less Cylinder	2,223.00
ED309R-E24-FSE	Electrified Exit Device Trim, 24VDC, Fail Secure, 309R, Less Cylinder	
ED309R-E12-FS	Electrified Exit Device Trim,12VDC, Fail Safe, 309R, Less Cylinder	
ED309R-E24-FS	Electrified Exit Device Trim, 24VDC, Fail Safe, 309R, Less Cylinder	

For more information, contact the factory at:
info@townsteel.com

Exit Device Accessories - Strikes

Rim Exit Device Strikes




STK 600 (left), STK 900 (center), and Exit Device Rim Strike (right) shown

Exit Device Strikes	Description	Finish
		No Finish
STK 600	Rim Device Strike (Standard for 8900 series)	51.00
STK 701	Rim Device Strike (Optional for 8900 series)	81.00
O-STK-710	Rim Device Strike option for 3700, 8900 and 9700 series, double strike	48.00
STK 900	Rim Device Strike (Standard for 3700, 9700 series), Exit Device	63.00
ED 136 Rim Strike	For 1000 series double door Rim / SVR / CVR combination with coordinator, panic and fire application	73.00
ED 106 Rim Strike	For 1000 series RIM / SVR / 3PT top strike, Panic Application	78.00
ED 108 Rim Strike	For 1000 series double door RIM / 3PT use with F170/ F270 mullion, Panic and Fire Application	185.00

[1] Prices based on F.O.B. City of Industry, CA. [2] Prices subject to change without notice.

Exit Device Accessories - Strikes

Top and Bottom Exit Device Strikes



Top strike (left) and Bottom strike (right) shown

Exit Device Strikes	Description	Finish
		No Finish
T-STK 720	Top Strike (standard for SVR, LBR & 3PT Exit Device)	37.00
T-STK 720C	Top Strike (standard for CVR Exit Device)	
B-STK 730	Bottom strike (standard for SVR & 3PT Exit Device)	39.00
B-STK 730C	Bottom Strike (standard for CVR Exit Device)	
B-STK 731	Bottom Strike (optional for SVR & 3PT Exit Device)	
B-STK 733	Bottom Strike, Mortise, (Std for CVR, optional for other Exit Devices)	48.00
B-STK 732	Bottom Strike, Mortise in type optional for Exit Device	
ED 215 Top Strike	For 1000 series flush transom SVR / 3PT, Panic and Fire Application	45.00
ED 216 Top Strike	For 1000 series CVR, Panic and Fire Application	66.00
ED 225 Bottom Strike (Flat)	Optional for 1000 series SVR / CVR / 3PT round slide bolt, Panic and Fire Application	31.00
ED 226 Bottom Strike (Flat)	Optional for 1000 series SVR / CVR / 3PT round slide bolt, Panic and Fire Application	26.00

[1] Prices based on F.O.B. City of Industry, CA. [2] Prices subject to change without notice.

Exit Device Accessories - Strikes

Top and Bottom Exit Device Strikes



Top strike for SVR / LBR / 3PT exit device shown

Exit Device Strikes	Description	Finish
		No Finish
ED 224 Bottom Strike	Standard furnished for 1000 series SVR / CVR / 3PT, Panic and Fire Application	42.00
ED 227 Bottom Strike	Optional for 1000 series SVR / CVR / 3PT, Panic and Fire Application	127.00

[1] Prices based on F.O.B. City of Industry, CA. [2] Prices subject to change without notice.

Exit Device Accessories - Strikes

Mortise Exit Device Strikes, Filler Plates, and SNB Sets




Strike plate for mortise exit device shown

Exit Device Strikes	Description	Finish	
		630	No Finish
STK 905-630	Standard Strike Plate for Mortise Exit Device, 304 Stainless Steel, 630 + 2 x screw	34.00	—
FP 761	Filler Plate FP-761, for 9700, 8900 & 3700 ED	—	13.00
FP 760	Filler Plate FP-760 (For 9700, 8900 & 3700 ED)		
SNB-1	Sex Nuts and Bolts (SNB) for 1-1/4" -2" (32-50.8mm) door thickness		
SNB-2	Sex Nuts and Bolts (SNB) for 2" -2-1/4" (50.8-57mm) door thickness	Contact factory	

[1] Prices based on F.O.B. City of Industry, CA. [2] Prices subject to change without notice.

Exit Device Accessories - Shim Kits

Exit Device Shim Kits




Shim kit shown

Exit Device Shim Kits	Description	Finish
		No Finish
SK 750-950	Shim Kit 750-950 (for 600 and 900 Rim Shrike)	13.00
SK 751	Shim Kit (751 (for 701 Rim Strike)	
SK 952	Shim Kit 952 (For 710 Rim Strike)	
GSK 6R	Glass Shim Kit GSK-6R, 1/8" (3mm) thickness, 8900 series Rim devices only	51.00
GSK 6V	Glass Shim Kit GSK-6V, 1/8" (3mm) thickness, for 8900 series SVR, LBR & 3 PT devices	
GSK 3R	Glass Shim Kit, GSK-3R, 1/8" (3mm) thickness, for 9700 series Rim devices only	81.00
GSK 3V	Glass Shim Kit GSK-3V, 1/8" (3mm) thickness, for 9700 series SVR, LBR & 3PT devices	

[1] Prices based on F.O.B. City of Industry, CA. [2] Prices subject to change without notice.

Exit Device Accessories - Electrified Kits

Exit Device Electric Latch Retraction, Request to Exit, and Alarm Kits



Electric latch retraction kit shown


Exit Device Electric Latch Retraction Kit	Description	Finish
		No Finish
MLRK1-TS1	Electric Latch Retraction Kit for ED1000 series	1,430.00
MLRK1-TS2	Electric Latch Retraction Kit for ED3700 series and ED9700 series	

Exit Device Request to Exit Kit	Description	Finish
		No Finish
REXKIT-ED	REX Kit for 9700 series exit devices	214.00
TSREXKIT-ED	REX Kit for 1000 series exit devices	

[1] Prices based on F.O.B. City of Industry, CA. [2] Prices subject to change without notice.

Exit Device Accessories - Electrified Kits

Exit Device Electric Latch Retraction, Request to Exit, and Alarm Kits



Electric latch retraction kit shown

Exit Device Alarm Kits	Description	Finish			
		622 ¹	695 ¹	630	689
AK8-36	Alarm Kits for 8900 Series Panics 36"	365.00			
AK8-48	Alarm Kits for 8900 Series Panics 48"				
AK9-36	Alarm Kits for 9700 Series Panics 36"	386.00			
AK9-48	Alarm Kits for 9700 Series Panics 48"				
AK3-36	Alarm Kits for 3700 Series Panics 36"				
AK3-48	Alarm Kits for 3700 Series Panics 48"				
					—

¹ Minimum order quantity required, please check with factory

[1] Prices based on F.O.B. City of Industry, CA. [2] Prices subject to change without notice.

Exit Device Accessories - Electrified Kits

Exit Device Electric Latch Retraction, Request to Exit, and Alarm Kits



Alarm kit shown

Minimum order quantity required, please check with factory.

Exit Device Alarm Kits	Description	Finish	
		613	630
ED1000-36-xx-Alarm	Alarm Kit for ED1100/1200/1300/1400/1500 for 36" exit device's	1,551.00	1,422.00
ED1000-48-xx-Alarm	Alarm Kit for ED1100/1200/1300/1400/1500 for 48" exit device's	1,615.00	1,487.00

[1] Prices based on F.O.B. City of Industry, CA. [2] Prices subject to change without notice.

Exit Device Accessories - Extension Rods

Exit Device Extension Rods



Extension rod for SVR and CVR shown

3700 / 8900 / 9700 Series Exit Device Extension Rods		Finish				
Description		622	626	689	695	No Finish
ETR-1	Extension Rod for SVR exit device, 12"	37.00	34.00			—
ETR-1C	Extension Rod for CVR exit device, 12"	—				46.00
ETR-2	Extension Rod for SVR exit device, 24"	54.00	51.00			—
ETR-2C	Extension Rod for CVR exit device, 24"	—				78.00

1000 Series Exit Device Extension Rods	Description	Finish	
		630	No Finish
ED 616823-040	24" Extension Rod for Surface Vertical Rod Exit Device, for 8' door height	152.00	—
ED 616823-050	23-7/8" Extension Rod for Concealed Vertical Rod Exit Device, for 8' door height	—	152.00

[1] Prices based on F.O.B. City of Industry, CA. [2] Prices subject to change without notice.

Exit Device Accessories - Extension Rods

Exit Device Top and Bottom Rods



Extension rod for SVR and CVR shown

Exit Device Top Rods	Description	Finish	
		630	No Finish
ED 616823-020	For ED1200 / ED1500 (SVR / 3PT) of 7' Door Height, 36-1/8" Length	230.00	—
ED 616823-030	For ED1200 / ED1500 (SVR / 3PT) of 8' Door Height, 48-1/8" Length	152.00	
ED 616823-070	For ED1300 (CVR) of 7' Door Height, 37" Length	—	172.00
ED 616823-080	For ED1300 (CVR) of 78 Door Height, 49" Length		393.00

Exit Device Bottom Rods	Description	Finish
		630
ED 616823-010	For ED1200 / ED1500 (SVR / 3PT), 31-7/8" Length	599.00

[1] Prices based on F.O.B. City of Industry, CA. [2] Prices subject to change without notice.

Exit Device Accessories - Cylinder Dogging

Exit Device Cylinder Dogging Kits



Cylinder dogging kit shown

Exit Device Cylinder Dogging Kits		Description	Finish		
			622	630	689
CD8-36	Cylinder Dogging for 8900 Series Panics 36"	172.00	164.00		
CD8-48	Cylinder Dogging for 8900 Series Panics 48"				
CD9-36	Cylinder Dogging for 9700 Series Panics 36"	248.00	240.00	—	
CD9-48	Cylinder Dogging for 9700 Series Panics 48"				
CD3-36	Cylinder Dogging for 3700 Series Panics 36"	—			
CD3-48	Cylinder Dogging for 3700 Series Panics 48"				
ED CYLINDER DOGGING-36	Cylinder Dogging Kit, for ED1000 series 36" only		135.00		
ED CYLINDER DOGGING-48	Cylinder Dogging Kit for ED1000 series 48" only		224.00		

[1] Prices based on F.O.B. City of Industry, CA. [2] Prices subject to change without notice.

Exit Device Accessories - Mullions

Exit Device Mullions

Exit Device Mullions	Description	Finish
		600
MUL-7-CYL	Fire Rated Mullion, 7' cylinder locking	1,379.00
MUL-7-SCW	Fire Rated Mullion, 7' screw locking	
MUL-8-CYL	Fire Rated Mullion, 8' cylinder locking	1,411.00
MUL-8-SCW	Fire Rated Mullion, 8' screw locking	
MUL-10-CYL	Mullion, 10' cylinder locking	Contact factory
MUL-10-SCW	Mullion, 10' screw locking	
MUL-CYL	6 pin RIM cylinder kit for MUL-7-CYL and MUL-8-CYL mullions	78.00

For pricing on mullions longer than 10', please contact the factory.

[1] All standard cylinders come with 6-pin Schlage® "C" keyway only. [2] MK, GMK, & GGMK are available at an additional charge. [3] Prices based on F.O.B. City of Industry, CA. [4] Prices subject to change without notice.

Tubular Locks

TUBULAR LOCKS	PAGE
Tubular Locks - Mechanical	201
LID Thumb Turn Deadlatch	201
Tubular Latch Series - Designer Trims	202
Tubular Latch Series - Stainless Steel Designer Trims	205
Tubular Latch Series - Passage Push Pull	207
TSR2 Series Grade 2 Tubular Lock.	208
TSR3 Series Grade 3 Tubular Lock.	209

Tubular Locks - Mechanical

LID Thumb Turn Deadlatch



LID-AS1000	Description	Finish		
		622	626	630
With 6-pin regular cylinder				
LID-AS1000 (S)	Standalone deadlatch lock with mechanical key, single cylinder, and thumb turn	497.00		
LID-AS1000 (C)	Concealed deadlatch lock with thumb turn and blank plate	631.00		

Order string is as follows:
[Series]-[Finish]-[Function]-[Cylinder]

Example order: LID-AS1000-622-S-SC

To view the full How to Order, visit townsteel.com/documents/lid-cut-sheet

[1] All standard cylinders come with 6-pin Schlage® "C" keyway only. [2] MK, GMK, & GGMK are available at an additional charge. [3] All locks come with standard ANSI strike unless specified otherwise. [4] Prices based on F.O.B. City of Industry, CA. [5] Prices subject to change without notice.

Tubular Locks - Mechanical

Tubular Latch Series - Designer Trims



Low rose with Malmo lever shown

Low Rose ¹	Function	Finish ²					
		606	622	619	605	625	626
TDS-L	Dummy Single	144.00		131.00	117.00		
TDP-L	Dummy Pair	249.00		223.00	204.00		
TLC-L-2-3/8	Communicating, 2-3/8" backset	282.00		254.00		231.00	
TLC-L-2-3/4	Communicating, 2-3/4" backset						
TLL-L-2-3/8	Passage, 2-3/8" backset						
TLL-L-2-3/4	Passage, 2-3/4" backset						
TLE-L-2-3/8	Exit, 2-3/8" backset						
TLE-L-2-3/4	Exit, 2-3/4" backset						
TLP-L-2-3/8	Privacy, 2-3/8" backset	314.00		284.00		260.00	
TLP-L-2-3/4	Privacy, 2-3/4" backset						

1 Different finishes require different lead times. PVD finish available upon request for an additional 15% charge. For levers and finishes not shown, please contact factory.

2 Minimum order quantity required, please check with factory

[1] All standard cylinders come with 6-pin Schlage® "C" keyway only. [2] MK, GMK, & GGMK are available at an additional charge. [3] All locks come with standard ANSI strike unless specified otherwise. [4] Prices based on F.O.B. City of Industry, CA. [5] Prices subject to change without notice.

Tubular Locks - Mechanical

Tubular Latch Series - Designer Trims



Square rose with Delano lever shown

Square Rose ¹	Function	Finish ²					
		606	622	619	605	625	626
TDS-S	Dummy Single	158.00		144.00		131.00	
TDP-S	Dummy Pair	275.00		249.00		223.00	
TLC-S-2-3/8	Communicating, 2-3/8" backset	309.00		282.00		254.00	
TLC-S-2-3/4	Communicating, 2-3/4" backset						
TLE-S-2-3/8	Exit, 2-3/8" backset						
TLE-S-2-3/4	Exit, 2-3/4" backset						

1 Different finishes require different lead times. PVD finish available upon request for an additional 15% charge. For levers and finishes not shown, please contact factory.
2 Minimum order quantity required, please check with factory

[1] All standard cylinders come with 6-pin Schlage® "C" keyway only. [2] MK, GMK, & GGMK are available at an additional charge. [3] All locks come with standard ANSI strike unless specified otherwise. [4] Prices based on F.O.B. City of Industry, CA. [5] Prices subject to change without notice.

Tubular Locks - Mechanical

Tubular Latch Series - Designer Trims



Square rose with Delano lever shown

Square Rose ¹	Function	Finish ²					
		606	622	619	605	625	626
TLL-S-2-3/8	Passage, 2-3/8" backset	309.00		282.00		254.00	
TLL-S-2-3/4	Passage, 2-3/4" backset						
TLP-S-2-3/8	Privacy, 2-3/8" backset	346.00		314.00		284.00	
TLP-S-2-3/4	Privacy, 2-3/4" backset						

Order string is as follows:

[Trim Series][Function]-[Rose]-[Backset]-[Lever]-[Finish]

Example order: TLL-L-2-3/4"-DEL-626

To view the full How to Order, visit townsteel.com/documents/tubular-lock-thp-cutsheet

1 Different finishes require different lead times. PVD finish available upon request for an additional 15% charge. For levers and finishes not shown, please contact factory.
2 Minimum order quantity required, please check with factory

[1] All standard cylinders come with 6-pin Schlage® "C" keyway only. [2] MK, GMK, & GGMK are available at an additional charge. [3] All locks come with standard ANSI strike unless specified otherwise. [4] Prices based on F.O.B. City of Industry, CA. [5] Prices subject to change without notice.

Tubular Locks - Mechanical

Tubular Latch Series - Stainless Steel Designer Trims



Low rose with Malmo lever shown

Low Rose ¹	Function	Finish ²	
		629	630
TDS-L	Dummy Single	144.00	
TDP-L	Dummy Pair	249.00	
TLC-L-2-3/8	Communicating, 2-3/8" backset	282.00	
TLC-L-2-3/4	Communicating, 2-3/4" backset		
TLL-L-2-3/8	Passage, 2-3/8" backset		
TLL-L-2-3/4	Passage, 2-3/4" backset		
TLP-L-2-3/8	Privacy, 2-3/8" backset	314.00	
TLP-L-2-3/4	Privacy, 2-3/4" backset		

¹ Different finishes require different lead times. PVD finish available upon request for an additional 15% charge. For levers and finishes not shown, please contact factory.

² Minimum order quantity required, please check with factory

[1] All standard cylinders come with 6-pin Schlage® "C" keyway only. [2] MK, GMK, & GGMK are available at an additional charge. [3] All locks come with standard ANSI strike unless specified otherwise. [4] Prices based on F.O.B. City of Industry, CA. [5] Prices subject to change without notice.

Tubular Locks - Mechanical

Tubular Latch Series - Stainless Steel Designer Trims



Square rose with Delano lever shown

Square Rose ¹	Function	Finish ²	
		629	630
TDS-S	Dummy Single	155.00	
TDP-S	Dummy Pair	260.00	
TLC-S-2-3/8	Communicating, 2-3/8" backset	294.00	
TLC-S-2-3/4	Communicating, 2-3/4" backset		
TLL-S-2-3/8	Passage, 2-3/8" backset		
TLL-S-2-3/4	Passage, 2-3/4" backset		
TLP-S-2-3/8	Privacy, 2-3/8" backset	325.00	
TLP-S-2-3/4	Privacy, 2-3/4" backset		

¹ Different finishes require different lead times. PVD finish available upon request for an additional 15% charge. For levers and finishes not shown, please contact factory.

² Minimum order quantity required, please check with factory

[1] All standard cylinders come with 6-pin Schlage® "C" keyway only. [2] MK, GMK, & GGMK are available at an additional charge. [3] All locks come with standard ANSI strike unless specified otherwise. [4] Prices based on F.O.B. City of Industry, CA. [5] Prices subject to change without notice.

Tubular Locks - Mechanical

Tubular Latch Series - Passage Push Pull



TLL Series	Function	Finish
		630
TLL-8301-PP	Passage	1,021.00

Tubular Locks - Mechanical

TSR2 Series Grade 2 Tubular Lock



TSR2 with Oswego lever shown

Below are the available functions and part numbers for the TSR2 Grade 2 tubular lock. Please contact the factory for pricing.

TSR2 Series		Function	Finish	
			622	626
TSR2-75	Passage		Contact factory for pricing	
TSR2-76	Privacy			
TSR2-82	Entry			
TSR2-86	Storeroom			
TSR2-SD	Single Dummy			
TSR2-DD	Double Dummy			

[1] All locks come with 5-pin Schlage® "C" keyway, full lip strike, exposed screw rose, and non-UL listed as standard. [2] Concealed screw rose, specified keying system, T strike, and UL listed are available at an additional charge. [3] Prices based on F.O.B. City of Industry, CA. [4] Prices subject to change without notice.

Tubular Locks - Mechanical

TSR3 Series Grade 3 Tubular Lock



TSR3 with Oswego lever shown

Below are the available functions and part numbers for the TSR3 Grade 3 tubular lock. Please contact the factory for pricing.

TSR3 Series		Function	Finish	
			622	626
TSR3-75	Passage		Contact factory for pricing	
TSR3-76	Privacy			
TSR3-82	Entry			
TSR3-86	Storeroom			
TSR3-SD	Single Dummy			
TSR3-DD	Double Dummy			

[1] All locks come with 5-pin Schlage® “C” keyway, full lip strike, exposed screw rose, and non-UL listed as standard. [2] Concealed screw rose, specified keying system, T strike, and UL listed are available at an additional charge. [3] Prices based on F.O.B. City of Industry, CA. [4] Prices subject to change without notice.

Deadbolts and Auxiliary Locks

DEADBOLTS AND AUXILIARY LOCKS	PAGE
Deadbolts and Auxiliary Locks - Mechanical	211
Deadbolts	211
Aegis SLD Deadbolt with Indicator	211
DBD / DBDI Grade 1 Deadbolt Lock	212
DBT / DBTI Grade 2 Deadbolt Lock	214
DBM Mortise Deadbolt Lock	216
Auxiliary Locks	218
NYG-A1000 and NYG-A2000 Gate Locks	218
NYP-A1000 Paddle Exit Device	219

Deadbolts and Auxiliary Locks - Mechanical

Aegis SLD Deadbolt with Indicator



SLD Series		Function	Finish
			630
SLD-61	Single cylinder x thumb turn		369.00
SLD-62	Double cylinder		

Order string is as follows:
[Series]-[Function]-[Finish]

Example order: SLD-61-630-SC

For more information, contact the factory at:
info@townsteel.com

[1] All standard cylinders come with 6-pin Schlage® "C" keyway only. [2] MK, GMK, & GGMK are available at an additional charge. [3] All locks come with standard ANSI strike unless specified otherwise. [4] Prices based on F.O.B. City of Industry, CA. [5] Prices subject to change without notice.

Deadbolts and Auxiliary Locks - Mechanical

DBD / DBDI Grade 1 Deadbolt Lock



DBD Series	Function	Finish	
		622	626
With 6-pin regular SC cylinder; 2-3/4" backset, standard			
DBD-61	Single cylinder x thumb turn	178.00	169.00
DBD-62	Double cylinder	217.00	210.00
DBD-81	Single cylinder x blank plate	164.00	152.00

Deadbolts and Auxiliary Locks - Mechanical

DBD / DBDI Grade 1 Deadbolt Lock



DBDI Series	Function	Finish	
		622	626
SFIC housing only; SFIC core not included; 2-3/4" backset, standard			
DBDI-61	Single cylinder x thumb turn	178.00	169.00
DBDI-62	Double cylinder	217.00	210.00
DBDI-81	Single cylinder x blank plate	164.00	152.00

Order string is as follows:
[Series]-[Function]-[Finish]


Example order: DBD-61-622-SC

To view the full How to Order, visit townsteel.com/documents/dbd-how-to-order

[1] All standard cylinders come with 6-pin Schlage® "C" keyway only. [2] MK, GMK, & GGMK are available at an additional charge. [3] All locks come with standard ANSI strike unless specified otherwise. [4] Prices based on F.O.B. City of Industry, CA. [5] Prices subject to change without notice.

Deadbolts and Auxiliary Locks - Mechanical

DBT / DBTI Grade 2 Deadbolt Lock




DBT with KIK cylinder shown

DBT-50 is available with 2-3/4" standard, all other functions are with adjustable backset to 2-3/4" or 2-3/8".

DBT Series	Function	Finish		
		622	626	630
With 6-pin regular SC cylinder, standard				
DBT-50	Thumb turn only	57.00	53.00	48.00
DBT-52	Thumb turn with blank plate	78.00	74.00	71.00
DBT-61	Single cylinder x thumb turn	112.00	109.00	106.00
DBT-62	Double cylinder	145.00	143.00	139.00
DBT-65	Single cylinder x thumb turn (Classroom)	126.00	122.00	119.00
DBT-70	Deadbolt with indicator	79.00	77.00	72.00

Deadbolts and Auxiliary Locks - Mechanical

DBT / DBTI Grade 2 Deadbolt Lock



DBT with SFIC cylinder shown

DBT-50 is available with 2-3/4" standard, all other functions are with adjustable backset.

DBTI Series	Function	Finish		
		622	626	630
SFIC core only; SFIC core not included				
DBT-61-IC6 or IC7	Single cylinder x thumb turn	112.00	109.00	106.00
DBT-62-IC6 or IC7	Double cylinder	145.00	143.00	139.00
DBT-65-IC6 or IC7	Single cylinder x thumb turn (Classroom)	126.00	122.00	119.00

Order string is as follows:

[Series]-[Function]-[Finish]-[Backset]-[Cylinder]

Example order: DBT-61-622-IC6

To view the full How to Order, visit townsteel.com/documents/dbt

[1] All standard cylinders come with 6-pin Schlage® "C" keyway only. [2] MK, GMK, & GGMK are available at an additional charge. [3] All locks come with standard ANSI strike unless specified otherwise. [4] Prices based on F.O.B. City of Industry, CA. [5] Prices subject to change without notice.

Deadbolts and Auxiliary Locks - Mechanical

DBM Mortise Deadbolt Lock




DBM Series	Function	Finish						
		605 ¹	606 ¹	625 ¹	626	622 ¹	629 ¹	630
With standard 6-pin cylinder								
DBM-15	Classroom Function. Deadbolt operated by key O/S. Thumbturn I/S retract but not project deadbolt	496.00			446.00	544.00		
DBM-16	Deadbolt operated by key on either side; double cylinder							
DBM-17	Deadbolt operated by key O/S and turn piece I/S; single cylinder and thumb turn							

¹ Minimum order quantity required, please check with factory

[1] All standard cylinders come with 6-pin Schlage® "C" keyway only. [2] MK, GMK, & GGMK are available at an additional charge. [3] All locks come with standard ANSI strike unless specified otherwise. [4] Prices based on F.O.B. City of Industry, CA. [5] Prices subject to change without notice.

Deadbolts and Auxiliary Locks - Mechanical

DBM Mortise Deadbolt Lock



DBM Series	Function	Finish						
		605 ¹	606 ¹	625 ¹	626	622 ¹	629 ¹	630
<i>With standard 6-pin cylinder</i>								
DBM-18	Deadbolt operated by key one side only; single cylinder and blank plate	470.00			422.00	520.00		
DBM-29	Exit lock							

Order string is as follows:

[Series]-[Function]-[Finish]-[Cylinder]

Example order: DBM-18-626-IC7

To view the full How to Order, visit townsteel.com/documents/dbm

¹ Minimum order quantity required, please check with factory

[1] All standard cylinders come with 6-pin Schlage® "C" keyway only. [2] MK, GMK, & GGMK are available at an additional charge. [3] All locks come with standard ANSI strike unless specified otherwise. [4] Prices based on F.O.B. City of Industry, CA. [5] Prices subject to change without notice.

Deadbolts and Auxiliary Locks - Mechanical

NYG-A1000 and NYG-A2000 Gate Locks



NYG Series	Function	Finish
		622
NYG-A1000	Single side grip gate lock, screw pack for wood or steel door	160.00
NYG-A2000	Double side grip gate lock, screw pack for wood or steel door	295.00

For more information, contact the factory at:
info@townsteel.com

[1] Prices based on F.O.B. City of Industry, CA. [2] Prices subject to change without notice.

Deadbolts and Auxiliary Locks - Mechanical

NYP-A1000 Paddle Exit Device



NYP Series	Description	Finish	
		622	626
NYP-A1000-RHR	Stainless steel bolt and strike with heavy gauge steel construction; comes with screw pack for wood or steel door Right hand reverse handing	564.00	
NYP-A1000-LHR	Stainless steel bolt and strike with heavy gauge steel construction; comes with screw pack for wood or steel door Left hand reverse handing		

For more information, contact the factory at:
info@townsteel.com

[1] Prices based on F.O.B. City of Industry, CA. [2] Prices subject to change without notice.

Electronic Locks and Software

ELECTRONIC LOCKS AND SOFTWARE	PAGE
Electronic Product Matrix.....	223
Electronic Locks and Software - Standalone	224
Hardware.....	224
Cylindrical	224
e-Elite 2000.....	224
e-Elite 2900.....	225
e-Elite 4000.....	226
e-Elite 5000BLE and e-Elite 5000RF	227
FCE-2000.....	229
FCE-4000.....	231
XCE-2000.....	233
XCE-9000.....	235
Mortise.....	237
e-Kontos 2000	237
e-Kontos 2900	238
e-Kontos 5000BLE and e-Kontos 5000RF.....	239
e-Cronus 2000	241
e-Cronus 4000	242
e-Cronus 5000BLE and e-Cronus 5000RF	243
FME-2000	245
XME-2000	247
FME-4000	249
XME-9000	250

Electronic Locks and Software

ELECTRONIC LOCKS AND SOFTWARE CONTINUED	PAGE
Interconnected	251
e-Genius 2000	251
e-Genius 2990	252
e-Genius 4000	253
e-Genius 5000BLE and e-Genius 5000RF.	254
e-Genius 5990BLE and e-Genius 5990RF.	256
Exit Device Trims.	258
2000 Series EKE Electronic Escutcheon Lever Trim	258
4000 Series EKE Electronic Escutcheon Lever Trim	260
5000 Series EKE Electronic Escutcheon Lever Trim	262
Deadbolts.	266
e-Smart 2000	266
e-Smart 4000	267
e-Smart 5000BLE and e-Smart 5000RF	268
Accessories	270
Gateways	270
Power Supplies	271
Key Fobs, Cards, and Stickers	273
Electronic Locks and Software - Access Control	274
Hardware.	274
Cylindrical	274
e-Elite 6000.	274
e-Elite 7000.	275

Electronic Locks and Software

ELECTRONIC LOCKS AND SOFTWARE CONTINUED	PAGE
Mortise	276
e-Kontos 6000	276
e-Kontos 7000	277
e-Cronus 6000	278
e-Cronus 7000	279
e-Trident 6000	280
Interconnected	282
e-Genius 6000	282
e-Genius 7000	283
Exit Device Trims.	284
6000 Series EKE Electronic Escutcheon Lever Trim	284
7000 Series EKE Electronic Escutcheon Lever Trim	286
Deadbolts.	288
e-Smart 6000	288
Software	289
Maxx Access Software	289
AegisSecure Software	290
Accessories	291
Programmers, Encoders, and Gateways.....	291
Readers	292
Controllers.....	293
Key Fobs and Cards	294

Electronic Locks and Software


Electronic Product Matrix

Each of our electronic series is tailored to meet a wide variety of applications, providing cutting-edge features to elevate your projects. Explore the following series descriptions to find the perfect match for your requirements.

Lock Type / Series	Description	Applications
2000 Series (Metal Keypad)	Standalone, 4xAA batteries, 4-6 digit Pin Codes, 100 user codes, Push button	Commercial: Offices, hospitals, warehouses, small properties, back of house...etc
4000 Series (RFID & Touch Keypad)	Standalone, 4 x AA batteries, 6-10 digit Pin codes, MIFARE keycards, 450 PINs / keycards, capacitive keypad	Residential / Commercial: Rental, residential, offices, small properties, back of house...etc
5000 BLE Series (RFID & Touch Keypad)	Bluetooth, offline, mobile app management, 2000 audit trails, additional specs same as 4000 Series	Residential / Commercial: Rental, residential, Offices, small properties, back of house...etc
5000 RF Series (RFID & Touch Keypad)	Gateway required, online, mobile app management, 2000 audit trails, additional specs same as 4000 Series	Residential / Commercial: AirBnB, Rental, residential, Offices, small properties, back of house...etc
6000 Series Maxx Access System (RFID)	RFID only, offline locks, PC management, Perimeter control and elevator control option, Encoder and door lock programmer required.	Multi-family, student housing, senior living, large offices

Electronic Locks and Software - Standalone

e-Elite 2000



Left: Sentinel lever
Right: Quest lever

e-Elite Series	Description	Finish		
		619	622	626
EE21T (Rigid)	Standard 12-key illuminated keypad, cylindrical, rigid lever, programmable at the lock ¹ Each lock has 100 user codes, 5 service codes, and 1 master code capacity		1,067.00	
EE22T (Clutching)	Standard 12-key illuminated keypad, cylindrical, clutching lever, programmable at the lock ¹ Each lock has 100 user codes, 5 service codes, and 1 master code capacity			

Order string is as follows:

[Series][Lockbody]-[Lever][Handing][Finish]-[Cylinder]-[Backset]

Example order: EE21T-SLH619-SC-R

To view the full How to Order, visit townsteel.com/documents/e-elite-2000-cut-sheet/

¹ Standard 6-pin KIK cylinder with Schlage® "C" keyway; other options include: SFIC, SLFIC, CLFIC, HS (High Security). Additional charge will apply. IC is less core.

[1] All standard cylinders come with 6-pin Schlage® "C" keyway only. [2] MK, GMK, & GGMK are available at an additional charge. [3] All locks come with standard ANSI strike unless specified otherwise. [4] Prices based on F.O.B. City of Industry, CA. [5] Prices subject to change without notice.

Electronic Locks and Software - Standalone

e-Elite 2900



Left: Sentinel lever
Right: Quest lever

e-Elite Series	Description	Finish		
		619	622	626
EE291T (Rigid)	Privacy electronic cylindrical lock, rigid lever. Pushing the privacy button on inside locks the lock and indicates privacy ¹ Each lock has 100 user codes, 5 service codes, 5 manager codes, and 1 master code capacity		1,221.00	
EE292T (Clutching)	Privacy electronic cylindrical lock, clutching lever. Pushing the privacy button on inside locks the lock and indicates privacy ¹ Each lock has 100 user codes, 5 service codes, 5 manager codes, and 1 master code capacity			

Order string is as follows:

[Series][Lockbody]-[Lever][Handing][Finish]-[Cylinder]-[Backset]

Example order: EE291T-SLH619-SC-R

To view the full How to Order, visit townsteel.com/documents/e-elite-2900-cut-sheet/

1 Standard 6-pin KIK cylinder with Schlage® "C" keyway; other options include: SFIC, SLFIC, CLFIC, HS (High Security). Additional charge will apply. IC is less core.

[1] All standard cylinders come with 6-pin Schlage® "C" keyway only. [2] MK, GMK, & GGMK are available at an additional charge. [3] All locks come with standard ANSI strike unless specified otherwise. [4] Prices based on F.O.B. City of Industry, CA. [5] Prices subject to change without notice.

Electronic Locks and Software - Standalone

e-Elite 4000



Quest lever shown

e-Elite Series	Description	Finish		
		619	622	626
EE41T (Rigid)	Touch keypad smart cylindrical lock, rigid lever, a maximum of 400 user codes capacity (interchangeable with keycards / fobs); includes 2 RFID keycards and 2 RFID stickers ¹		1,067.00	
EE42T (Clutching)	Touch keypad smart cylindrical lock, clutching lever, a maximum of 400 user codes capacity (interchangeable with keycards / fobs); includes 2 RFID keycards and 2 RFID stickers ¹			

Order string is as follows:

[Series][Lockbody]-[Lever][Handing][Finish]-[Cylinder]-[Backset]

Example order: EE41T-SLH619-SC-R

To view the full How to Order, visit townsteel.com/documents/e-elite-4000-cut-sheet/

¹ Standard 6-pin KIK cylinder with Schlage® "C" keyway; other options include: SFIC, SLFIC, CLFIC, HS (High Security). Additional charge will apply.

[1] All standard cylinders come with 6-pin Schlage® "C" keyway only. [2] MK, GMK, & GGMK are available at an additional charge. [3] All locks come with standard ANSI strike unless specified otherwise. [4] Prices based on F.O.B. City of Industry, CA. [5] Prices subject to change without notice.

Electronic Locks and Software - Standalone

e-Elite 5000BLE and e-Elite 5000RF



Quest lever shown

e-Elite Series	Description	Finish		
		619	622	626
EE51RT	<p>Rigid, Touch keypad smart cylindrical lock with WiFi, rigid lever, with a maximum of 400 user codes capacity (interchangeable with keycards / fobs); includes 2 RFID keycards and 2 RFID stickers¹</p> <p>Must pair with RF gateway to go online; gateway sold separately. See GW-915 on page 270</p>			
EE52RT	<p>Clutched, Touch keypad smart cylindrical lock with WiFi, clatching lever, with a maximum of 400 user codes capacity (interchangeable with keycards / fobs); includes 2 RFID keycards and 2 RFID stickers¹</p> <p>Must pair with RF gateway to go online; gateway sold separately. See GW-915 on page 270</p>		1,139.00	
EE51BT	<p>Touch keypad smart cylindrical lock with Bluetooth, rigid lever, with a maximum of 400 user codes capacity (interchangeable with keycards / fobs); includes 2 RFID keycards and 2 RFID stickers¹</p>			

1 Standard 6-pin KIK cylinder with Schlage® "C" keyway; other options include: SFIC, SLFIC, CLFIC, HS (High Security). Additional charge will apply.

[1] All standard cylinders come with 6-pin Schlage® "C" keyway only. [2] MK, GMK, & GGMK are available at an additional charge. [3] All locks come with standard ANSI strike unless specified otherwise. [4] Prices based on F.O.B. City of Industry, CA. [5] Prices subject to change without notice.

Electronic Locks and Software - Standalone

e-Elite 5000BLE and e-Elite 5000RF



Quest lever shown

e-Elite Series	Description	Finish		
		619	622	626
EE52BT	Touch keypad smart cylindrical lock with Bluetooth, clutching lever, with a maximum of 400 user codes capacity (interchangeable with keycards / fobs); includes 2 RFID keycards and 2 RFID stickers ²		1,139.00	

Order string is as follows:

[Series][Lockbody][Wireless Connection]-[Lever][Handing][Finish]-[Cylinder]-[Backset]

Example order: EE51BT-SLH619-SLF-R

To view the full How to Order, visit townsteel.com/documents/e-elite-5000-cut-sheet/

2 Standard 6-pin KIK cylinder with Schlage® "C" keyway; other options include: SFIC, SLFIC, CLFIC, HS (High Security). Additional charge will apply.

[1] All standard cylinders come with 6-pin Schlage® "C" keyway only. [2] MK, GMK, & GGMK are available at an additional charge. [3] All locks come with standard ANSI strike unless specified otherwise. [4] Prices based on F.O.B. City of Industry, CA. [5] Prices subject to change without notice.

Electronic Locks and Software - Standalone

FCE-2000



Sentinel lever shown

FCE Series	Description	Finish	
		622	626
FCE-2010 or IC	Rigid, Cylindrical Lockset, Keycard, Standard Cylinder Schlage® "C" Keyway, or Small Format 6 or 7 pin less core, or LFIC Schlage® / Corbin Russwin® 6 pin less core Maximum 250 office and user keycards capacity	1,095.00	
FCE-2020 or IC	Clutched, Cylindrical Lockset, Keycard, Standard Cylinder Schlage® "C" Keyway, or Small Format 6 or 7 pin less core, or LFIC Schlage® / Corbin Russwin® 6 pin less core Maximum 250 office and user keycards capacity	1,198.00	
FCE-2030 or IC	Rigid, Cylindrical Lockset, Keycard, High Security cylinder, Townsteel "L" keyway, Regular 6 pin, SFIC 7 pin less core Maximum 250 office and user keycards capacity	1,300.00	
FCE-2040 or IC	Clutched, Cylindrical Lockset, Keycard, High Security cylinder, Townsteel "L" keyway, Regular 6 pin, SFIC 7 pin less core Maximum 250 office and user keycards capacity	1,404.00	

[1] All standard cylinders come with 6-pin Schlage® "C" keyway only. [2] MK, GMK, & GGMK are available at an additional charge. [3] All locks come with standard ANSI strike unless specified otherwise. [4] Prices based on F.O.B. City of Industry, CA. [5] Prices subject to change without notice.

Electronic Locks and Software - Standalone

FCE-2000



Sentinel lever shown

FCE Series	Description	Finish	
		622	626
FCE S2200	RFID Programming Pack, (Service Pack); Includes: Programming, Register and Clear Keycards	9.00 - net unit price	

Programming pack not included. One (1) programming pack per job required.

Order string is as follows:

[Series]-[Lockbody][Cylinder]-[Lever]-[Finish]-[Backset]

Example order: FCE-2010-S-626

To view the full How to Order, visit townsteel.com/documents/fce2000-how-to-order/

[1] All standard cylinders come with 6-pin Schlage® "C" keyway only. [2] MK, GMK, & GGMK are available at an additional charge. [3] All locks come with standard ANSI strike unless specified otherwise. [4] Prices based on F.O.B. City of Industry, CA. [5] Prices subject to change without notice.

Electronic Locks and Software - Standalone

FCE-4000



Sentinel lever shown

FCE Series	Description	Finish	
		622	626
FCE-4010 or IC	Rigid, Cylindrical Lockset, Keycard, Standard Cylinder Schlage® "C" Keyway, or Small Format 6 or 7 pin less core, or LFIC Schlage® / Corbin Russwin® 6 pin less core Designed for school lockdown programs; RFID integrated, maximum 250 office and user keycards capacity, 1 remote control unit included per lock unless specified	1,379.00	
FCE-4020 or IC	Clutched, Cylindrical Lockset, Keycard, Standard Cylinder Schlage "C" Keyway, or Small Format 6 or 7 pin less core, or LFIC Schlage® / Corbin Russwin® 6 pin less core Designed for school lockdown programs; RFID integrated, maximum 250 office and user keycards capacity, 1 remote control unit included per lock unless specified		
FCE-4030 or IC	Rigid, Cylindrical Lockset, Keycard, High Security cylinder, Townsteel "L" keyway, Regular 6 pin, SFIC 7 pin less core Designed for school lockdown programs; RFID integrated, maximum 250 office and user keycards capacity, 1 remote control unit included per lock unless specified	1,586.00	
FCE-4040 or IC	Clutched, Cylindrical Lockset, Keycard, High Security cylinder, Townsteel "L" keyway, Regular 6 pin, SFIC 7 pin less core Designed for school lockdown programs; RFID integrated, maximum 250 office and user keycards capacity, 1 remote control unit included per lock unless specified	1,586.00	
FCE S4200	RFID Service Pack; Includes: Programming, Register, Clear, Database, and Lockdown Cancellation Keycards	9.00 - net unit price	

[1] All standard cylinders come with 6-pin Schlage® "C" keyway only. [2] MK, GMK, & GGMK are available at an additional charge. [3] All locks come with standard ANSI strike unless specified otherwise. [4] Prices based on F.O.B. City of Industry, CA. [5] Prices subject to change without notice.

Electronic Locks and Software - Standalone

FCE-4000



Sentinel lever shown

FCE Series		Description	Finish	
			622	626
FCE 4206		User keycard		
FCE 4207		Office keycard		

Programming pack not included. One (1) programming pack per job required.

Order string is as follows:

[Series]-[Lockbody][Cylinder]-[Lever]-[Finish]-[Backset]

Example order: FCE-4010-S-626

To view the full How to Order, visit townsteel.com/support/product-documents/fce-4000-cut-sheet/

[1] All standard cylinders come with 6-pin Schlage® "C" keyway only. [2] MK, GMK, & GGK are available at an additional charge. [3] All locks come with standard ANSI strike unless specified otherwise. [4] Prices based on F.O.B. City of Industry, CA. [5] Prices subject to change without notice.

Electronic Locks and Software - Standalone

XCE-2000



Sentinel lever shown

XCE Series	Description	Finish	
		622	626
XCE-2010 or IC	Rigid, Electronic Cylindrical Lockset, Keycard, Standard Cylinder Schlage® "C" Keyway, or Small Format 6 or 7 pin less core, or LFIC Schlage® / Corbin Russwin® 6 pin less core Each lock can be programmed with 100 user codes, 5 manager codes (optional), 5 service codes, and 1 master code	979.00	
XCE-2020 or IC	Clutched, Electronic Cylindrical Lockset, Keycard, Standard Cylinder Schlage® "C" Keyway, or Small Format 6 or 7 pin less core, or LFIC Schlage® / Corbin Russwin® 6 pin less core Each lock can be programmed with 100 user codes, 5 manager codes (optional), 5 service codes, and 1 master code	1,095.00	

[1] All standard cylinders come with 6-pin Schlage® "C" keyway only. [2] MK, GMK, & GGMK are available at an additional charge. [3] All locks come with standard ANSI strike unless specified otherwise. [4] Prices based on F.O.B. City of Industry, CA. [5] Prices subject to change without notice.

Electronic Locks and Software - Standalone

XCE-2000



Sentinel lever shown

XCE Series	Description	Finish	
		622	626
XCE-2030 or IC	Rigid, Electronic Cylindrical Lockset High Security cylinder, Townsteel "L" keyway, Regular 6 pin, SFIC 7 pin less core Each lock can be programmed with 100 user codes, 5 manager codes (optional), 5 service codes, and 1 master code	1,187.00	
XCE-2040 or IC	Clutched, Electronic Cylindrical Lockset High Security cylinder, Townsteel "L" keyway, Regular 6 pin, SFIC 7 pin less core Each lock can be programmed with 100 user codes, 5 manager codes (optional), 5 service codes, and 1 master code	1,300.00	

Order string is as follows:

[Series]-[Lockbody][Cylinder]-[Lever]-[Finish]-[Backset]

Example order: XCE-2010-S-626

To view the full How to Order, visit townsteel.com/documents/xce2000-how-to-order/

[1] All standard cylinders come with 6-pin Schlage® "C" keyway only. [2] MK, GMK, & GGMK are available at an additional charge. [3] All locks come with standard ANSI strike unless specified otherwise. [4] Prices based on F.O.B. City of Industry, CA. [5] Prices subject to change without notice.

Electronic Locks and Software - Standalone

XCE-9000



Sentinel lever shown

XCE Series	Description	Finish	
		622	626
XCE-9010 or IC	Rigid, Electronic Cylindrical Lockset Standard Cylinder Schlage® "C" Keyway, or Small Format 6 or 7 pin less core, or LFIC Schlage® / Corbin Russwin® 6 pin less core Designed for school lockdown programs; each lock can have maximum 10 user codes and 1 remote control unit (RCU) per lock is included which can pair with multiple locks	1,264.00	
XCE-9020 or IC	Clutched, Electronic Cylindrical Lockset Standard Cylinder Schlage® "C" Keyway , or Small Format 6 or 7 pin less core, or LFIC Schlage® / Corbin Russwin® 6 pin less core Designed for school lockdown programs; each lock can have maximum 10 user codes and 1 remote control unit (RCU) per lock is included which can pair with multiple locks		

Electronic Locks and Software - Standalone

XCE-9000



Sentinel lever shown

XCE Series	Description	Finish	
		622	626
XCE-9030 or IC	Rigid, Electronic Cylindrical Lockset High Security cylinder, Townsteel "L" keyway, Regular 6 pin, SFIC 7 pin less core Designed for school lockdown programs; each lock can have maximum 10 user codes and 1 remote control unit (RCU) per lock is included which can pair with multiple locks	1,470.00	
XCE-9040 or IC	Clutched, Electronic Cylindrical Lockset High Security cylinder, Townsteel "L" keyway, Regular 6 pin, SFIC 7 pin less core Designed for school lockdown programs; each lock can have maximum 10 user codes and 1 remote control unit (RCU) per lock is included which can pair with multiple locks		

Order string is as follows:

[Series]-[Lockbody]-[Cylinder]-[Lever]-[Finish]-[Backset]

Example order: XCE-9010-S-626

To view the full How to Order, visit [townsteel.com/support/product-documents/xce-9000-cut-sheet/](https://www.townsteel.com/support/product-documents/xce-9000-cut-sheet/)

[1] All standard cylinders come with 6-pin Schlage® "C" keyway only. [2] MK, GMK, & GGK are available at an additional charge. [3] All locks come with standard ANSI strike unless specified otherwise. [4] Prices based on F.O.B. City of Industry, CA. [5] Prices subject to change without notice.

Electronic Locks and Software - Standalone

e-Kontos 2000



e-Kontos 1B with Sentinel lever shown

e-Kontos Series	Description	Finish	
		622	626
EKO1B2R	e-Kontos 2000 series electronic mortise lock, with Cylinder, Metal keypad and rigid levers ¹	1,705.00	
EKO1B2C	e-Kontos 2000 series electronic mortise lock, with Cylinder, Metal keypad and clutched levers ¹		
EKO1B2X	e-Kontos 2000 series electronic mortise lock, with Cylinder, Metal keypad and automatic deadbolt ¹		

Order string is as follows:

[Trim Series]-[Model Series]-[Lockbody]-[Lever][Handing]-[Finish]

Example order: EKO1B2R-S-LH-626

For complete How to Order information, contact info@townsteel.com

¹ Optional cylinders: SFIC, SLFIC, CLFIC, or HS (High Security); additional charges will apply; IC is less core

[1] All standard cylinders come with 6-pin Schlage® "C" keyway only. [2] Small format IC housing available. Schlage®, Sargent®, Corbin Russwin®, and Yale® LFIC housings are available at an additional charge. [3] High security 6-pin cylinder and 7-pin SFIC core available in TownSteel "L" keyway. [4] KA, MK, GMK, GGMK & Construction keying are available at an additional charge. [5] All locks come with standard ANSI strike unless specified otherwise. [6] Prices based on F.O.B. City of Industry, CA. [7] Prices subject to change without notice.

Electronic Locks and Software - Standalone

e-Kontos 2900



Sentinel lever shown

e-Kontos Series	Description	Finish	
		622	626
EKO1B29R	e-Kontos 2900 series electronic mortise lock, with Cylinder, Metal keypad and rigid levers ¹	1,705.00	
EKO1B29C	e-Kontos 2900 series electronic mortise lock, with Cylinder, Metal keypad and clutched levers ¹		
EKO1B29X	e-Kontos 2900 series electronic mortise lock, with Cylinder, Metal keypad and automatic deadbolt ¹		

Order string is as follows:

[Trim Series][Model Series][Lockbody]-[Lever][Handing]-[Finish]

Example order: EKO1B29C-SLH-626

To view the full How to Order, visit [townsteel.com/documents/???](https://www.townsteel.com/documents/???)

¹ Optional cylinders: SFIC, SLFIC, CLFIC, or HS (High Security); additional charges will apply; IC is less core

[1] All standard cylinders come with 6-pin Schlage® "C" keyway only. [2] Small format IC housing available. Schlage®, Sargent®, Corbin Russwin®, and Yale® LFIC housings are available at an additional charge. [3] High security 6-pin cylinder and 7-pin SFIC core available in TownSteel "L" keyway. [4] KA, MK, GMK, GGMK & Construction keying are available at an additional charge. [5] All locks come with standard ANSI strike unless specified otherwise. [6] Prices based on F.O.B. City of Industry, CA. [7] Prices subject to change without notice.

Electronic Locks and Software - Standalone

e-Kontos 5000BLE and e-Kontos 5000RF



e-Kontos 1B with Sentinel lever shown

e-Kontos 1B Series	Description	Finish	
		622	626
EKO1B5BR	e-Kontos 1B 5000-BLE (Bluetooth), electronic mortise, rigid, touch keypad ¹	1,705.00	
EKO1B5BC	e-Kontos 1B 5000-BLE (Bluetooth), electronic mortise, clutched, touch keypad ¹		
EKO1B5BX	e-Kontos 1B 5000-BLE (Bluetooth), electronic mortise, automatic deadbolt, touch keypad ¹		

¹ Optional cylinders: SFIC, SLFIC, CLFIC, or HS (High Security); additional charges will apply; IC is less core

[1] All standard cylinders come with 6-pin Schlage® “C” keyway only. [2] Small format IC housing available. Schlage®, Sargent®, Corbin Russwin®, and Yale® LFIC housings are available at an additional charge. [3] High security 6-pin cylinder and 7-pin SFIC core available in TownSteel “L” keyway. [4] KA, MK, GMK, GGMK & Construction keying are available at an additional charge. [5] All locks come with standard ANSI strike unless specified otherwise. [6] Prices based on F.O.B. City of Industry, CA. [7] Prices subject to change without notice.

Electronic Locks and Software - Standalone

e-Kontos 5000BLE and e-Kontos 5000RF



*e-Kontos 1B with Sentinel
lever shown*

e-Kontos 1B Series	Description	Finish	
		622	626
EKO1B5RR	e-Kontos 1B 5000-RF (WiFi), electronic mortise, rigid, touch keypad ¹ Must pair with RF gateway to go online; gateway sold separately. See GW-915 on page 270	1,705.00	
EKO1B5RC	e-Kontos 1B 5000-RF (WiFi), electronic mortise, clutched, touch keypad ¹ Must pair with RF gateway to go online; gateway sold separately. See GW-915 on page 270		
EKO1B5RX	e-Kontos 1B 5000-RF (WiFi), electronic mortise, automatic deadbolt, touch keypad ¹ Must pair with RF gateway to go online; gateway sold separately. See GW-915 on page 270		

Order string is as follows:

[Trim Series][Model Series][Lockbody][Lever][Handing]-[Finish]

Example order: EKO1B5RC-SLH-626

To view the full How to Order, visit townsteel.com/documents/e-kontos-cut-sheet

¹ Optional cylinders: SFIC, SLFIC, CLFIC, or HS (High Security); additional charges will apply; IC is less core

[1] All standard cylinders come with 6-pin Schlage® "C" keyway only. [2] Small format IC housing available. Schlage®, Sargent®, Corbin Russwin®, and Yale® LFIC housings are available at an additional charge. [3] High security 6-pin cylinder and 7-pin SFIC core available in TownSteel "L" keyway. [4] KA, MK, GMK, GGMK & Construction keying are available at an additional charge. [5] All locks come with standard ANSI strike unless specified otherwise. [6] Prices based on F.O.B. City of Industry, CA. [7] Prices subject to change without notice.

Electronic Locks and Software - Standalone

e-Cronus 2000



*e-Cronus 2B 2000 with
Gala lever shown*

e-Cronus 2B Series	Description	Finish		
		619	622	626
ECR2B2R	e-Cronus 2B 2000 series electronic mortise lock with standard keypad and rigid levers ¹		1,480.00	
ECR2B2C	e-Cronus 2B 2000 series electronic mortise lock with standard keypad and clutched levers ¹			
ECR2B2X	e-Cronus 2B 2000 series electronic mortise lock with standard keypad and automatic deadbolt ¹		1,582.00	

Order string is as follows:

[Trim Series][Model Series][Lockbody]-[Lever][Handing]-[Finish]

Example order: ECR2B2R-SRH-626

To view the full How to Order, visit townsteel.com/documents/e-cronus-cut-sheet

¹ Optional cylinders: SFIC, SLFIC, CLFIC, or HS (High Security); additional charges will apply; IC is less core

[1] All standard cylinders come with 6-pin Schlage® "C" keyway only. [2] Small format IC housing available. Schlage®, Sargent®, Corbin Russwin®, and Yale® LFIC housings are available at an additional charge. [3] High security 6-pin cylinder and 7-pin SFIC core available in TownSteel "L" keyway. [4] KA, MK, GMK, GGMK & Construction keying are available at an additional charge. [5] All locks come with standard ANSI strike unless specified otherwise. [6] Prices based on F.O.B. City of Industry, CA. [7] Prices subject to change without notice.

Electronic Locks and Software - Standalone

e-Cronus 4000



*e-Cronus 2B series with
Gala lever shown*

e-Cronus 2B Series	Description	Finish	
		622	626
ECR2B4R	e-Cronus 2B 4000 series electronic mortise lock with touch keypad and rigid levers ¹	1,480.00	
ECR2B4C	e-Cronus 2B 4000 series electronic mortise lock with touch keypad and clutched levers ¹		
ECR2B4X	e-Cronus 2B 4000 series electronic mortise lock with touch keypad and automatic deadbolt ¹	1,582.00	

Order string is as follows:

[Trim Series][Model Series][Lockbody]-[Lever][Handing]-[Finish]

Example order: ECR2B4R-SRH-626

To view the full How to Order, visit townsteel.com/documents/e-cronus-cut-sheet

¹ Optional cylinders: SFIC, SLFIC, CLFIC, or HS (High Security); additional charges will apply; IC is less core

[1] All standard cylinders come with 6-pin Schlage® "C" keyway only. [2] Small format IC housing available. Schlage®, Sargent®, Corbin Russwin®, and Yale® LFIC housings are available at an additional charge. [3] High security 6-pin cylinder and 7-pin SFIC core available in TownSteel "L" keyway. [4] KA, MK, GMK, GGMK & Construction keying are available at an additional charge. [5] All locks come with standard ANSI strike unless specified otherwise. [6] Prices based on F.O.B. City of Industry, CA. [7] Prices subject to change without notice.

Electronic Locks and Software - Standalone

e-Cronus 5000BLE and e-Cronus 5000RF



*e-Cronus 2B XADB with
Gala lever shown*

e-Cronus 2B Series	Description	Finish	
		622	626
ECR2B5BR	e-Cronus 2B 5000 BLE (Bluetooth) electronic mortise lock with touch keypad and rigid levers ¹	1,573.00	
ECR2B5BC	e-Cronus 2B 5000 BLE (Bluetooth) electronic mortise lock with touch keypad and clutched levers ¹		
ECR2B5BX	e-Cronus 2B 5000 BLE (Bluetooth) electronic mortise lock with touch keypad and automatic deadbolt ¹	1,678.00	

¹ Optional cylinders: SFIC, SLFIC, CLFIC, or HS (High Security); additional charges will apply; IC is less core

[1] All standard cylinders come with 6-pin Schlage® "C" keyway only. [2] Small format IC housing available. Schlage®, Sargent®, Corbin Russwin®, and Yale® LFIC housings are available at an additional charge. [3] High security 6-pin cylinder and 7-pin SFIC core available in TownSteel "L" keyway. [4] KA, MK, GMK, GGMK & Construction keying are available at an additional charge. [5] All locks come with standard ANSI strike unless specified otherwise. [6] Prices based on F.O.B. City of Industry, CA. [7] Prices subject to change without notice.

Electronic Locks and Software - Standalone

e-Cronus 5000BLE and e-Cronus 5000RF



*e-Cronus 2B XADB with
Gala lever shown*

e-Cronus 2B Series	Description	Finish	
		622	626
ECR2B5RR	e-Cronus 2B 5000 RF (WiFi) electronic mortise lock with touch keypad and rigid levers. ¹ Must pair with RF gateway to go online; gateway sold separately. See GW-915 on page 270	1,573.00	
ECR2B5RC	e-Cronus 2B 5000 RF (WiFi) electronic mortise lock with touch keypad and clutched levers. ¹ Must pair with RF gateway to go online; gateway sold separately. See GW-915 on page 270		
ECR2B5RX	e-Cronus 2B 5000 RF (WiFi) electronic mortise lock with touch keypad and automatic deadbolt. ¹ Must pair with RF gateway to go online; gateway sold separately. See GW-915 on page 270	1,678.00	

Order string is as follows:

[Trim Series][Model Series][Lockbody]-[Lever][Handing]-[Finish]

Example order: ECR2B5RR-SRH-626

To view the full How to Order, visit townsteel.com/documents/e-cronus-cut-sheet

¹ Optional cylinders: SFIC, SLFIC, CLFIC, or HS (High Security); additional charges will apply; IC is less core

[1] All standard cylinders come with 6-pin Schlage® "C" keyway only. [2] Small format IC housing available. Schlage®, Sargent®, Corbin Russwin®, and Yale® LFIC housings are available at an additional charge. [3] High security 6-pin cylinder and 7-pin SFIC core available in TownSteel "L" keyway. [4] KA, MK, GMK, GGMK & Construction keying are available at an additional charge. [5] All locks come with standard ANSI strike unless specified otherwise. [6] Prices based on F.O.B. City of Industry, CA. [7] Prices subject to change without notice.

Electronic Locks and Software - Standalone

FME-2000



Sentinel lever shown

FME Series	Description	Finish
		626
FME-2010 or IC	Rigid, Mortise Lockset, Keycard, Standard Cylinder C Keyway, or Small Format 6 or 7 pin, or LFIC Schlage®/Corbin Russwin® 6 pin, less core	1,556.00
FME-2050 or IC	Rigid, Mortise Lockset, Keycard, with Deadbolt Standard Cylinder C Keyway, or Small Format 6 or 7 pin, or LFIC Schlage®/Corbin Russwin® 6 pin, less core	
FME-2020 or IC	Clutched, Mortise Lockset, Keycard, Standard Cylinder C Keyway, or Small Format 6 or 7 pin, or LFIC Schlage®/Corbin Russwin® 6 pin, less core	1,703.00
FME-2060 or IC	Clutched, Mortise Lockset, Keycard, with Deadbolt Standard Cylinder C Keyway, or Small Format 6 or 7 pin, or LFIC Schlage®/Corbin Russwin® 6 pin, less core	
FME-2030 or IC	Rigid, Mortise Lockset, Keycard, High Security cylinder, Townsteel "L" keyway, Regular 6 pin, SFIC 7 pin, less core	1,827.00
FME-2070 or IC	Rigid, Mortise Lockset, Keycard, with Deadbolt High Security cylinder, Townsteel "L" keyway, Regular 6 pin, SFIC 7 pin, less core	
FME-2040 or IC	Clutched, Electronic Mortise Lockset, Keycard, High Security cylinder, Townsteel "L" keyway, Regular 6 pin, SFIC 7 pin, less core	1,968.00
FME-2080 or IC	Clutched, Electronic Mortise Lockset, Keycard, with Deadbolt High Security cylinder, Townsteel "L" keyway, Regular 6 pin, SFIC 7 pin, less core	1,968.00

[1] All standard cylinders come with 6-pin Schlage® "C" keyway only. [2] Small format IC housing available. Schlage®, Sargent®, Corbin Russwin®, and Yale® LFIC housings are available at an additional charge. [3] High security 6-pin cylinder and 7-pin SFIC core available in TownSteel "L" keyway. [4] KA, MK, GMK, GGMK & Construction keying are available at an additional charge. [5] All locks come with standard ANSI strike unless specified otherwise. [6] Prices based on F.O.B. City of Industry, CA. [7] Prices subject to change without notice.

Electronic Locks and Software - Standalone

FME-2000



Sentinel lever shown

FME Series	Description	Finish
		626
Programming Pack	RFID Programming Pack, (Service Pack); Includes: Programming, Register and Clear Keycards	9.00 - net unit price

Programming pack not included. One (1) programming pack per job required.

Order string is as follows:

[Model]-[Series]-[Lever]-[Finish]-[Cylinder]-[Handing]

Example order: FME-2060-S-626-IC-LH

To view the full How to Order, visit townsteel.com/documents/fme-2000-and-xme-2000-cut-sheet

[1] All standard cylinders come with 6-pin Schlage® "C" keyway only. [2] Small format IC housing available. Schlage®, Sargent®, Corbin Russwin®, and Yale® LFIC housings are available at an additional charge. [3] High security 6-pin cylinder and 7-pin SFIC core available in TownSteel "L" keyway. [4] KA, MK, GMK, GGMK & Construction keying are available at an additional charge. [5] All locks come with standard ANSI strike unless specified otherwise. [6] Prices based on F.O.B. City of Industry, CA. [7] Prices subject to change without notice.

Electronic Locks and Software - Standalone

XME-2000



Sentinel lever shown

XME Series	Description	Finish
		626
XME-2010 or IC	Rigid, Mortise Lockset Standard Cylinder C Keyway, or Small Format 6 or 7 pin, or LFIC Schlage®/Corbin Russwin® 6 pin, less core	1,424.00
XME-2050 or IC	Rigid, Mortise Lockset with Deadbolt Standard Cylinder C Keyway, or Small Format 6 or 7 pin, or LFIC Schlage®/Corbin Russwin® 6 pin, less core	
XME-2020 or IC	Clutched, Mortise Lockset Standard Cylinder C Keyway, or Small Format 6 or 7 pin, or LFIC Schlage®/Corbin Russwin® 6 pin, less core	1,556.00
XME-2060 or IC	Clutched, Mortise Lockset with Deadbolt Standard Cylinder C Keyway, or Small Format 6 or 7 pin, or LFIC Schlage®/Corbin Russwin® 6 pin, less core	
XME-2030 or IC	Rigid, Mortise Lockset High Security cylinder, Townsteel "L" keyway, Regular 6 pin, SFIC 7 pin- less core	1,691.00
XME-2070 or IC	Rigid, Mortise Lockset with Deadbolt High Security cylinder, Townsteel "L" keyway, Regular 6 pin, SFIC 7 pin, less core	
XME-2040 or IC	Clutched, Electronic Mortise Lockset High Security cylinder, Townsteel "L" keyway, Regular 6 pin, SFIC 7 pin, less core	1,827.00

[1] All standard cylinders come with 6-pin Schlage® "C" keyway only. [2] Small format IC housing available. Schlage®, Sargent®, Corbin Russwin®, and Yale® LFIC housings are available at an additional charge. [3] High security 6-pin cylinder and 7-pin SFIC core available in TownSteel "L" keyway. [4] KA, MK, GMK, GGMK & Construction keying are available at an additional charge. [5] All locks come with standard ANSI strike unless specified otherwise. [6] Prices based on F.O.B. City of Industry, CA. [7] Prices subject to change without notice.

Electronic Locks and Software - Standalone

XME-2000



Sentinel lever shown

XME Series	Description	Finish
		626
XME-2080 or IC	Clutched, Mortise Lockset with Deadbolt High Security cylinder, Townsteel "L" keyway, Regular 6 pin, SFIC 7 pin, less core	1,827.00

Order string is as follows:

[Model]-[Series]-[Lever]-[Finish]-[Cylinder]-[Handing]

Example order: XME-2060-S-626-IC-LH

To view the full How to Order, visit [townsteel.com/documents/fme-2000-and-xme-2000-cut-sheet](https://www.townsteel.com/documents/fme-2000-and-xme-2000-cut-sheet)

[1] All standard cylinders come with 6-pin Schlage® "C" keyway only. [2] Small format IC housing available. Schlage®, Sargent®, Corbin Russwin®, and Yale® LFIC housings are available at an additional charge. [3] High security 6-pin cylinder and 7-pin SFIC core available in TownSteel "L" keyway. [4] KA, MK, GMK, GGMK & Construction keying are available at an additional charge. [5] All locks come with standard ANSI strike unless specified otherwise. [6] Prices based on F.O.B. City of Industry, CA. [7] Prices subject to change without notice.

Electronic Locks and Software - Standalone

FME-4000



*Sentinel lever shown
Remote control shown above*

FME Series	Description	Finish
		626
FME-4010 or IC	Rigid, Mortise Lockset, Keycard, Standard Cylinder C Keyway, or Small Format 6 or 7 pin, or LFIC Schlage®/Corbin Russwin® 6 pin, less core	1,943.00
FME-4020 or IC	Clutched, Mortise Lockset, Keycard, Standard Cylinder C Keyway, or Small Format 6 or 7 pin, or LFIC Schlage®/Corbin Russwin® 6 pin, less core	
FME-4030 or IC	Rigid, Mortise Lockset, Keycard, High Security cylinder, Townsteel "L" keyway, Regular 6 pin, SFIC 7 pin, less core	2,213.00
FME-4040 or IC	Clutched, Electronic Mortise Lockset, Keycard, High Security cylinder, Townsteel "L" keyway, Regular 6 pin, SFIC 7 pin, less core	
Programming Pack	RFID Programming Pack, (Service Pack); Includes: Programming, Register and Clear Keycards	9.00 net price

Programming pack not included. One (1) programming pack per job required.

Order string is as follows:

[Model]-[Series]-[Lever]-[Finish]-[Cylinder]-[Handing]

Example order: FME-4040-S-626-LH

To view the full How to Order, visit townsteel.com/documents/fme-4000-and-xme-9000-cut-sheet

[1] All standard cylinders come with 6-pin Schlage® "C" keyway only. [2] Small format IC housing available. Schlage®, Sargent®, Corbin Russwin®, and Yale® LFIC housings are available at an additional charge. [3] High security 6-pin cylinder and 7-pin SFIC core available in TownSteel "L" keyway. [4] KA, MK, GMK, GGMK & Construction keying are available at an additional charge. [5] All locks come with standard ANSI strike unless specified otherwise. [6] Prices based on F.O.B. City of Industry, CA. [7] Prices subject to change without notice.

Electronic Locks and Software - Standalone

XME-9000



*Sentinel lever shown
Remote control shown above*

XME Series	Description	Finish
		626
XME-9010 or IC	Rigid, Mortise Lockset, Standard Cylinder C Keyway, or Small Format 6 or 7 pin, or LFIC Schlage®/Corbin Russwin® 6 pin, less core	1,791.00
XME-9020 or IC	Clutched, Mortise Lockset, Standard Cylinder C Keyway, or Small Format 6 or 7 pin, or LFIC Schlage®/Corbin Russwin® 6 pin, less core	
XME-9030 or IC	Rigid, Mortise Lockset, High Security cylinder, Townsteel "L" keyway, Regular 6 pin, SFIC 7 pin, less core	2,058.00
XME-9040 or IC	Clutched, Electronic Mortise Lockset, High Security cylinder, Townsteel "L" keyway, Regular 6 pin, SFIC 7 pin, less core	

Order string is as follows:

[Model]-[Series]-[Lever]-[Finish]-[Cylinder]-[Handing]

Example order: XME-9020-S-626-LH

To view the full How to Order, visit townsteel.com/documents/fme-4000-and-xme-9000-cut-sheet

[1] All standard cylinders come with 6-pin Schlage® "C" keyway only. [2] Small format IC housing available. Schlage®, Sargent®, Corbin Russwin®, and Yale® LFIC housings are available at an additional charge. [3] High security 6-pin cylinder and 7-pin SFIC core available in TownSteel "L" keyway. [4] KA, MK, GMK, GGMK & Construction keying are available at an additional charge. [5] All locks come with standard ANSI strike unless specified otherwise. [6] Prices based on F.O.B. City of Industry, CA. [7] Prices subject to change without notice.

Electronic Locks and Software - Standalone

e-Genius 2000 Interconnected Lock



Storeroom function shown

e-Genius Series	Description	Finish		
		619	622	626
EG2T 4" OR 5-1/2"	Standard 12-key illuminated keypad, Interconnect lock. 100 user codes, 5 service codes capacity. Standard 6 pin Key in knob cylinder with 2 keys. 4" or 5-1/2" deadbolt center to latch bolt center distance, T = (Toggle) Entry function	1,099.00		
EG2S 4" OR 5-1/2"	Standard 12-key illuminated keypad, Interconnect lock. 100 user codes, 5 service codes capacity. Standard 6 pin Key in knob cylinder with 2 keys. 4" or 5-1/2" deadbolt center to latch bolt center distance, S = Storeroom function			
XIC 73610-BLACK	Spacer for use with TownSteel interconnected lock for 1 3/8" doors, black finish	13.00		
XIC 73610-GRAY	Spacer for use with TownSteel interconnected lock for 1 3/8" doors, gray finish			

Order string is as follows:

[Series][Model Number][Function]-[Lever][Handing][Finish]-[Lockbody]
[Faceplates][Strike][Cylinder]

Example order: EG2ST-SLH626-55WSC

To view the full How to Order, visit townsteel.com/documents/e-genius-2000-cut-sheet

[1] All standard cylinders come with 6-pin Schlage® "C" keyway only. [2] MK, GMK, & GGMK are available at an additional charge. [3] All interconnected locks come with full lip strike standard unless specified otherwise. ASA and T-strike are available upon request. [4] Prices based on F.O.B. City of Industry, CA. [5] Prices subject to change without notice.

Electronic Locks and Software - Standalone

e-Genius 2990 Interconnected Lock



e-Genius Series	Description	Finish		
		619	622	626
EG29S 4" OR 5-1/2"	Standard 12-key illuminated keypad, Interconnect lock. 100 user codes, 5 service codes capacity, 10 minute temporary passage mode. Standard 6 pin Schlage® "C" Keyway Key in Knob cylinder with 2 keys. 4" or 5-1/2" deadbolt center to latch bolt center distance, S = Storeroom function		1,251.00	
XIC 73610-BLACK	Spacer for use with TownSteel interconnected lock for 1 3/8" doors, black finish		13.00	
XIC 73610-GRAY	Spacer for use with TownSteel interconnected lock for 1 3/8" doors, gray finish			

Order string is as follows:

[Series][Model Number][Function]-[Lever][Handing][Finish]-[Lockbody]
[Faceplates][Strike][Cylinder]

Example order: EG29ST-SLH622-55WSC

To view the full How to Order, visit townsteel.com/documents/e-genius-2000-cut-sheet

[1] All standard cylinders come with 6-pin Schlage® "C" keyway only. [2] MK, GMK, & GGMK are available at an additional charge. [3] All interconnected locks come with full lip strike standard unless specified otherwise. ASA and T-strike are available upon request. [4] Prices based on F.O.B. City of Industry, CA. [5] Prices subject to change without notice.

Electronic Locks and Software - Standalone

e-Genius 4000 Interconnected Lock



Toggle (entry) function shown

e-Genius Series	Description	Finish		
		619	622	626
EG4T	Touch Keypad Interconnect Lock 99 pin codes and 400 MIFARE RFID cards capacity. Including 2 RFID Key Cards and 2 RFID stickers. Standard Cylinder C keyway 4" or 5-1/2" deadbolt center to latch bolt center distance, T = (Toggle) Entry function	1,099.00		
EG4S	Touch Keypad Interconnect Lock 99 pin codes and 400 MIFARE RFID cards capacity. Including 2 RFID Key Cards and 2 RFID stickers. Standard Cylinder C keyway 4" or 5-1/2" deadbolt center to latch bolt center distance, S = Storeroom function			
XIC 73610-BLACK	Spacer for use with TownSteel interconnected lock for 1 3/8" doors, black finish	13.00		
XIC 73610-GRAY	Spacer for use with TownSteel interconnected lock for 1 3/8" doors, gray finish			

Order string is as follows:

[Series][Model Number][Function]-[Lever][Handing][Finish]-[Lockbody]
[Faceplates][Strike][Cylinder]

Example order: EG4TT-SLH622-55WSC

To view the full How to Order, visit townsteel.com/documents/e-genius-2000-cut-sheet

[1] All standard cylinders come with 6-pin Schlage® "C" keyway only. [2] MK, GMK, & GGMK are available at an additional charge. [3] All interconnected locks come with full lip strike standard unless specified otherwise. ASA and T-strike are available upon request. [4] Prices based on F.O.B. City of Industry, CA. [5] Prices subject to change without notice.

Electronic Locks and Software - Standalone

e-Genius 5000BLE and e-Genius 5000RF Interconnected Lock



Toggle (entry) function shown

e-Genius Series	Description	Finish		
		619	622	626
EG5RT	e-Genius 5000 Touch Keypad Wi-Fi Smart Interconnect Lock. 99 pin codes, 400 MIFARE RFID cards capacity. Including 2 RFID Key cards, 2 RFID stickers. Standard Cylinder C Keyway. Must pair with RF gateway to go online; gateway sold separately. See GW-915 on page 270 4" or 5-1/2" deadbolt center to latch bolt center distance, T = (Toggle) Entry function		1,171.00	
EG5RS	e-Genius 5000 Touch Keypad Wi-Fi Smart Interconnect Lock. 99 pin codes, 400 MIFARE RFID cards capacity. Including 2 RFID Key cards, 2 RFID stickers. Standard Cylinder C Keyway. Must pair with RF gateway to go online; gateway sold separately. See GW-915 on page 270 4" or 5-1/2" deadbolt center to latch bolt center distance, S = Storeroom function			
EGDT	Back to Back dummy		719.00	
XIC 73610-BLACK	Spacer for use with TownSteel interconnected lock for 1 3/8" doors, black finish		13.00	
XIC 73610-GRAY	Spacer for use with TownSteel interconnected lock for 1 3/8" doors, gray finish			

[1] All standard cylinders come with 6-pin Schlage® "C" keyway only. [2] MK, GMK, & GGMK are available at an additional charge. [3] All interconnected locks come with full lip strike standard unless specified otherwise. ASA and T-strike are available upon request. [4] Prices based on F.O.B. City of Industry, CA. [5] Prices subject to change without notice.

Electronic Locks and Software - Standalone

e-Genius 5000BLE and e-Genius 5000RF Interconnected Lock



Toggle (entry) function shown

e-Genius Series	Description	Finish		
		619	622	626
EG5BT	e-Genius 5000 Touch Keypad Bluetooth Smart Interconnect Lock. 99 pin codes, 400 MIFARE RFID cards capacity. Including 2 RFID Key cards, 2 RFID stickers. Standard Cylinder C Keyway. 4" or 5-1/2" deadbolt center to latch bolt center distance, T = (Toggle) Entry function		1,171.00	
EG5BS	e-Genius 5000 Touch Keypad Bluetooth Smart Interconnect Lock. 99 pin codes, 400 MIFARE RFID cards capacity. Including 2 RFID Key cards, 2 RFID stickers. Standard Cylinder C Keyway. 4" or 5-1/2" deadbolt center to latch bolt center distance, S = Storeroom function			

Order string is as follows:

[Series][Model Number][Function]-[Lever][Handing][Finish]-[Lockbody]
[Faceplates][Strike][Cylinder]

Example order: EG5BTT-SLH622-55WSC

To view the full How to Order, visit townsteel.com/documents/e-genius-2000-cut-sheet

[1] All standard cylinders come with 6-pin Schlage® "C" keyway only. [2] MK, GMK, & GGMK are available at an additional charge. [3] All interconnected locks come with full lip strike standard unless specified otherwise. ASA and T-strike are available upon request. [4] Prices based on F.O.B. City of Industry, CA. [5] Prices subject to change without notice.

Electronic Locks and Software - Standalone

e-Genius 5990BLE and e-Genius 5990RF Interconnected Lock



e-Genius Series	Description	Finish		
		619	622	626
EG59BS (4" OR 5-1/2")	e-Genius touch keypad, Bluetooth Interconnected lock. 100 user codes, 5 service codes capacity, 10 minute temporary passage mode. *Standard 6 pin Schlage® "C" Keyway Key in Knob cylinder with 2 keys. 4" or 5-1/2" deadbolt center to latch bolt center distance, S = Storeroom function	1,251.00		
EG59RS (4" OR 5-1/2")	e-Genius touch keypad, Wi-Fi Interconnected lock. 100 user codes, 5 service codes capacity, 10 minute temporary passage mode. Standard 6 pin Schlage® "C" Keyway Key in Knob cylinder with 2 keys. Must pair with RF gateway to go online; gateway sold separately. See GW-915 on page 270 4" or 5-1/2" deadbolt center to latch bolt center distance, S = Storeroom function	1,251.00		

[1] All standard cylinders come with 6-pin Schlage® "C" keyway only. [2] MK, GMK, & GGMK are available at an additional charge. [3] All interconnected locks come with full lip strike standard unless specified otherwise. ASA and T-strike are available upon request. [4] Prices based on F.O.B. City of Industry, CA. [5] Prices subject to change without notice.

Electronic Locks and Software - Standalone

e-Genius 5990BLE and e-Genius 5990RF Interconnected Lock



e-Genius Series	Description	Finish		
		619	622	626
XIC 73610-BLACK	Spacer for use with TownSteel interconnected lock for 1 3/8" doors, black finish	13.00		
XIC 73610-GRAY	Spacer for use with TownSteel interconnected lock for 1 3/8" doors, gray finish			

Order string is as follows:

[Series][Model Number][Function]-[Lever][Handing][Finish]-[Lockbody]
[Faceplates][Strike][Cylinder]

Example order: EG59BST-SLH622-55WSC

To view the full How to Order, visit townsteel.com/documents/e-genius-2000-cut-sheet

[1] All standard cylinders come with 6-pin Schlage® "C" keyway only. [2] MK, GMK, & GGMK are available at an additional charge. [3] All interconnected locks come with full lip strike standard unless specified otherwise. ASA and T-strike are available upon request. [4] Prices based on F.O.B. City of Industry, CA. [5] Prices subject to change without notice.

Electronic Locks and Software - Standalone

2000 Series EKE Electronic Escutcheon Lever Trim



EKE 1B (with cylinder) with metal keypad shown

This is an electronic trim that is applicable to all 1100, 8900 and 9700 exit devices.

EKE Electronic Trim	Description	Finish	
		622	626
EKE1A2R	2000 series, Metal keypad, Electronic TRIM for Exit Device, Escutcheon with Lever, F13 Entrance by Combination, No Cylinder, for RIM Exit Device	794.00	781.00
EKE1A2C	2000 series, Metal keypad, Electronic TRIM for Exit Device, Escutcheon with Lever, F13 Entrance by Combination, No Cylinder, for CVR Exit Device	942.00	867.00
EKE1A2S	2000 series, Metal keypad, Electronic TRIM for Exit Device, Escutcheon with Lever, F13 Entrance by Combination, No Cylinder, for SVR Exit Device	1,054.00	1,016.00
EKE1A2M	2000 series, Metal keypad, Electronic TRIM for Exit Device, Escutcheon with Lever, F13 Entrance by Combination, No Cylinder, for Mortise Exit Device	794.00	781.00

[1] All standard cylinders come with 6-pin Schlage® “C” keyway only. [2] Small format IC housing available. Schlage®, Sargent®, Corbin Russwin®, and Yale® LFIC housings are available at an additional charge. [3] High security 6-pin cylinder and 7-pin SFIC core available in TownSteel “L” keyway. [4] KA, MK, GMK, GGMK & Construction keying are available at an additional charge. [5] All locks come with standard ANSI strike unless specified otherwise. [6] Prices based on F.O.B. City of Industry, CA. [7] Prices subject to change without notice.

Electronic Locks and Software - Standalone

2000 Series EKE Electronic Escutcheon Lever Trim



EKE 1B (with cylinder) with metal keypad shown

This is an electronic trim that is applicable to all 1100, 8900 and 9700 exit devices.

EKE Electronic Trim	Description	Finish	
		622	626
EKE1B2R	2000 series, Metal keypad, Electronic TRIM for Exit Device, Escutcheon with Lever F13 Entrance by Combination or Key, with Cylinder, for RIM Exit Device	1,016.00	1,004.00
EKE1B2M	2000 series, Metal keypad, Electronic TRIM for Exit Device, Escutcheon with Lever F13 Entrance by Combination or Key, with Cylinder, for Mortise Exit Device		
EKE1B2C	2000 series, Metal keypad, Electronic TRIM for Exit Device, Escutcheon with Lever F13 Entrance by Combination or Key, with Cylinder, for CVR Exit Device	1,163.00	1,090.00
EKE1B2S	2000 series, Metal keypad, Electronic TRIM for Exit Device, Escutcheon with Lever F13 Entrance by Combination or Key, with Cylinder, for SVR Exit Device	1,277.00	1,238.00

[1] All standard cylinders come with 6-pin Schlage® “C” keyway only. [2] Small format IC housing available. Schlage®, Sargent®, Corbin Russwin®, and Yale® LFIC housings are available at an additional charge. [3] High security 6-pin cylinder and 7-pin SFIC core available in TownSteel “L” keyway. [4] KA, MK, GMK, GGMK & Construction keying are available at an additional charge. [5] All locks come with standard ANSI strike unless specified otherwise. [6] Prices based on F.O.B. City of Industry, CA. [7] Prices subject to change without notice.

Electronic Locks and Software - Standalone

4000 Series EKE Electronic Escutcheon Lever Trim



EKE 1B (with cylinder) with Touchpad shown

This is an electronic trim that is applicable to 1000, 8900 and 9700 series exit devices.

EKE Electronic Trim	Description	Finish	
		622	626
EKE1A4R	4000 series, Touch Keypad, RFID , Electronic TRIM for Exit Device, Escutcheon with Lever, F13 Entrance by Combination, No Cylinder, for RIM Exit Device	867.00	857.00
EKE1A4M	4000 series, Touch Keypad, RFID , Electronic TRIM for Exit Device, Escutcheon with Lever, F13 Entrance by Combination, No Cylinder, for Mortise Exit Device	867.00	857.00
EKE1A4C	4000 series, Touch Keypad, RFID , Electronic TRIM for Exit Device, Escutcheon with Lever, F13 Entrance by Combination, No Cylinder, for CVR Exit Device	1,016.00	942.00
EKE1A4S	4000 series, Touch Keypad, RFID , Electronic TRIM for Exit Device, Escutcheon with Lever, F13 Entrance by Combination, No Cylinder, for SVR Exit Device	1,127.00	1,090.00
EKE1B4R	4000 series, Touch Keypad, RFID, Electronic TRIM for Exit Device, Escutcheon with Lever, F13 Entrance by Combination or Key, with Cylinder, for RIM Exit Device	1,090.00	1,077.00
EKE1B4M	4000 series, Touch Keypad, RFID, Electronic TRIM for Exit Device, Escutcheon with Lever, F13 Entrance by Combination or Key, with Cylinder, for Mortise Exit Device		

[1] All standard cylinders come with 6-pin Schlage® "C" keyway only. [2] Small format IC housing available. Schlage®, Sargent®, Corbin Russwin®, and Yale® LFIC housings are available at an additional charge. [3] High security 6-pin cylinder and 7-pin SFIC core available in TownSteel "L" keyway. [4] KA, MK, GMK, GGMK & Construction keying are available at an additional charge. [5] All locks come with standard ANSI strike unless specified otherwise. [6] Prices based on F.O.B. City of Industry, CA. [7] Prices subject to change without notice.

Electronic Locks and Software - Standalone

4000 Series EKE Electronic Escutcheon Lever Trim



EKE 1B (with cylinder) with Touchpad shown

This is an electronic trim that is applicable to 1000, 8900 and 9700 series exit devices.

EKE Electronic Trim	Description	Finish	
		622	626
EKE1B4C	4000 series, Touch Keypad, RFID, Electronic TRIM for Exit Device, Escutcheon with Lever, F13 Entrance by Combination or Key, with Cylinder, for CVR Exit Device	1,238.00	1,163.00
EKE1B4S	4000 series, Touch Keypad, RFID, Electronic TRIM for Exit Device, Escutcheon with Lever, F13 Entrance by Combination or Key, with Cylinder, for SVR Exit Device	1,352.00	1,316.00

[1] All standard cylinders come with 6-pin Schlage® "C" keyway only. [2] Small format IC housing available. Schlage®, Sargent®, Corbin Russwin®, and Yale® LFIC housings are available at an additional charge. [3] High security 6-pin cylinder and 7-pin SFIC core available in TownSteel "L" keyway. [4] KA, MK, GMK, GGMK & Construction keying are available at an additional charge. [5] All locks come with standard ANSI strike unless specified otherwise. [6] Prices based on F.O.B. City of Industry, CA. [7] Prices subject to change without notice.

Electronic Locks and Software - Standalone

5000 Series EKE Electronic Escutcheon Lever Trim



EKE 1B (with cylinder) with Touchpad shown

This is an electronic trim that is applicable to 1000, 8900 and 9700 series exit devices.

EKE Electronic Trim	Description	Finish	
		622	626
EKE1A5R-R	5000 series, Touch Keypad, RFID & Wi-Fi, Electronic TRIM for Exit Device, Escutcheon with Lever, F13 Entrance by Combination, No Cylinder, for RIM Exit Device Must pair with RF gateway to go online; gateway sold separately. See GW-915 on page 270	867.00	857.00
EKE1A5R-M	5000 series, Touch Keypad, RFID & Wi-Fi, Electronic TRIM for Exit Device, Escutcheon with Lever, F13 Entrance by Combination, No Cylinder, for Mortise Exit Device Must pair with RF gateway to go online; gateway sold separately. See GW-915 on page 270		
EKE1A5R-C	5000 series, Touch Keypad, RFID & Wi-Fi, Electronic TRIM for Exit Device, Escutcheon with Lever, F13 Entrance by Combination, No Cylinder, for CVR Exit Device Must pair with RF gateway to go online; gateway sold separately. See GW-915 on page 270	1,016.00	942.00

[1] All standard cylinders come with 6-pin Schlage® "C" keyway only. [2] Small format IC housing available. Schlage®, Sargent®, Corbin Russwin®, and Yale® LFIC housings are available at an additional charge. [3] High security 6-pin cylinder and 7-pin SFIC core available in TownSteel "L" keyway. [4] KA, MK, GMK, GGMK & Construction keying are available at an additional charge. [5] All locks come with standard ANSI strike unless specified otherwise. [6] Prices based on F.O.B. City of Industry, CA. [7] Prices subject to change without notice.

Electronic Locks and Software - Standalone

5000 Series EKE Electronic Escutcheon Lever Trim



EKE 1B (with cylinder) with Touchpad shown

This is an electronic trim that is applicable to 1000, 8900 and 9700 series exit devices.

EKE Electronic Trim	Description	Finish	
		622	626
EKE1A5R-S	5000 series, Touch Keypad, RFID & Wi-Fi, Electronic TRIM for Exit Device, Escutcheon with Lever, F13 Entrance by Combination, No Cylinder, for SVR Exit Device Must pair with RF gateway to go online; gateway sold separately. See GW-915 on page 270	1,127.00	1,090.00
EKE1A5B-R	5000 series, Touch Keypad, RFID & BLE, Electronic TRIM for Exit Device, Escutcheon with Lever, F13 Entrance by Combination, No Cylinder, for RIM Exit Device	905.00	893.00
EKE1A5B-M	5000 series, Touch Keypad, RFID & BLE, Electronic TRIM for Exit Device, Escutcheon with Lever, F13 Entrance by Combination, No Cylinder, for Mortise Exit Device		
EKE1A5B-C	5000 series, Touch Keypad, RFID & BLE, Electronic TRIM for Exit Device, Escutcheon with Lever, F13 Entrance by Combination, No Cylinder, for CVR Exit Device	1,054.00	979.00
EKE1A5B-S	5000 series, Touch Keypad, RFID & BLE, Electronic TRIM for Exit Device, Escutcheon with Lever, F13 Entrance by Combination, No Cylinder, for SVR Exit Device	1,163.00	1,127.00

[1] All standard cylinders come with 6-pin Schlage® "C" keyway only. [2] Small format IC housing available. Schlage®, Sargent®, Corbin Russwin®, and Yale® LFIC housings are available at an additional charge. [3] High security 6-pin cylinder and 7-pin SFIC core available in TownSteel "L" keyway. [4] KA, MK, GMK, GGMK & Construction keying are available at an additional charge. [5] All locks come with standard ANSI strike unless specified otherwise. [6] Prices based on F.O.B. City of Industry, CA. [7] Prices subject to change without notice.

Electronic Locks and Software - Standalone

5000 Series EKE Electronic Escutcheon Lever Trim



EKE 1B (with cylinder) with Touchpad shown

This is an electronic trim that is applicable to 1000, 8900 and 9700 series exit devices.

EKE Electronic Trim	Description	Finish	
		622	626
EKE1B5R-R	5000 series, Touch Keypad, RFID & Wi-Fi, Electronic TRIM for Exit Device, Escutcheon with Lever, F13 Entrance by Combination or Key, with Cylinder, for RIM Exit Device Must pair with RF gateway to go online; gateway sold separately. See GW-915 on page 270	1,090.00	1,077.00
EKE1B5R-M	5000 series, Touch Keypad, RFID & Wi-Fi, Electronic TRIM for Exit Device, Escutcheon with Lever, F13 Entrance by Combination or Key, with Cylinder, for Mortise Exit Device Must pair with RF gateway to go online; gateway sold separately. See GW-915 on page 270		
EKE1B5R-C	5000 series, Touch Keypad, RFID & Wi-Fi, Electronic TRIM for Exit Device, Escutcheon with Lever, F13 Entrance by Combination or Key, with Cylinder, for CVR Exit Device Must pair with RF gateway to go online; gateway sold separately. See GW-915 on page 270	1,238.00	1,163.00

[1] All standard cylinders come with 6-pin Schlage® "C" keyway only. [2] Small format IC housing available. Schlage®, Sargent®, Corbin Russwin®, and Yale® LFIC housings are available at an additional charge. [3] High security 6-pin cylinder and 7-pin SFIC core available in TownSteel "L" keyway. [4] KA, MK, GMK, GGMK & Construction keying are available at an additional charge. [5] All locks come with standard ANSI strike unless specified otherwise. [6] Prices based on F.O.B. City of Industry, CA. [7] Prices subject to change without notice.

Electronic Locks and Software - Standalone

5000 Series EKE Electronic Escutcheon Lever Trim



EKE 1B (with cylinder) with Touchpad shown

This is an electronic trim that is applicable to 1000, 8900 and 9700 series exit devices.

EKE Electronic Trim	Description	Finish	
		622	626
EKE1B5R-S	5000 series, Touch Keypad, RFID & Wi-Fi, Electronic TRIM for Exit Device, Escutcheon with Lever, F13 Entrance by Combination or Key, with Cylinder, for SVR Exit Device Must pair with RF gateway to go online; gateway sold separately. See GW-915 on page 270	1,352.00	1,316.00
EKE1B5B-R	5000 series, Touch Keypad, RFID & BLE, Electronic TRIM for Exit Device, Escutcheon with Lever, F13 Entrance by Combination or Key, with Cylinder, for RIM Exit Device	1,127.00	1,116.00
EKE1B5B-M	5000 series, Touch Keypad, RFID & BLE, Electronic TRIM for Exit Device, Escutcheon with Lever, F13 Entrance by Combination or Key, with Cylinder, for Mortise Exit Device		
EKE1B5B-C	5000 series, Touch Keypad, RFID & BLE, Electronic TRIM for Exit Device, Escutcheon with Lever, F13 Entrance by Combination or Key, with Cylinder, for CVR Exit Device	1,277.00	1,202.00
EKE1B5B-S	5000 series, Touch Keypad, RFID & BLE, Electronic TRIM for Exit Device, Escutcheon with Lever, F13 Entrance by Combination or Key, with Cylinder, for SVR Exit Device	1,389.00	1,352.00

[1] All standard cylinders come with 6-pin Schlage® "C" keyway only. [2] Small format IC housing available. Schlage®, Sargent®, Corbin Russwin®, and Yale® LFIC housings are available at an additional charge. [3] High security 6-pin cylinder and 7-pin SFIC core available in TownSteel "L" keyway. [4] KA, MK, GMK, GGMK & Construction keying are available at an additional charge. [5] All locks come with standard ANSI strike unless specified otherwise. [6] Prices based on F.O.B. City of Industry, CA. [7] Prices subject to change without notice.

Electronic Locks and Software - Standalone

e-Smart 2000 Deadbolt



e-Smart Series	Description	Finish		
		619	622	626
ES2T	Standard 12-key illuminated keypad offline deadbolt, 100 User codes and 5 service codes capacity per lock. Low battery warning. Programmable at the lock. 5 pin cylinder standard (SC), 6 pin (SC6) or high security cylinder optional. Mechanical key override. 6-pin and high security not available in all finishes. ¹		845.00	

Order string is as follows:
[Series]-[Finish]-[Cylinder]

Example order: ES2T-622-SC

To view the full How to Order, visit townsteel.com/documents/e-smart-2000-cut-sheet

1 Standard Schlage® 5-pin or 6-pin “C” keyway KIK cylinder; optional cylinders: SFIC6 and HS (High Security) are available at an additional charge

[1] All standard cylinders come with 6-pin Schlage® “C” keyway only. [2] MK, GMK, & GGMK are available at an additional charge. [3] All locks come with standard ANSI strike unless specified otherwise. [4] Prices based on F.O.B. City of Industry, CA. [5] Prices subject to change without notice.

Electronic Locks and Software - Standalone

e-Smart 4000 Deadbolt



e-Smart Series	Description	Finish			
		605	619	622	626
ES4T	Illuminated touch keypad motorized deadbolt with a total of 450 combined PIN codes and MIFARE RFID cards capacity. Including 2 RFID Key Cards and 2 RFID stickers. 5 pin cylinder standard (SC), 6 pin (SC6) or high security cylinder optional. Mechanical key override. ¹	930.00		845.00	

Order string is as follows:
[Series]-[Finish]-[Cylinder]

Example order: ES4T-622-SC

To view the full How to Order, visit townsteel.com/documents/e-smart-4000-5000-cut-sheet

1 Standard Schlage® 5-pin or 6-pin “C” keyway KIK cylinder; optional cylinders: SFIC6 and HS (High Security) are available at an additional charge

[1] All standard cylinders come with 6-pin Schlage® “C” keyway only. [2] MK, GMK, & GGMK are available at an additional charge. [3] All locks come with standard ANSI strike unless specified otherwise. [4] Prices based on F.O.B. City of Industry, CA. [5] Prices subject to change without notice.

Electronic Locks and Software - Standalone

e-Smart 5000BLE and e-Smart 5000RF Deadbolt



e-Smart Series	Description	Finish				
		605	619	622	625	626
ES5RT	Touch Keypad Smart Deadbolt, WiFi, with a total of 450 combined PIN codes and MIFARE RFID cards capacity. Includes 2 RFID Key Cards and 2 RFID stickers. 5 pin cylinder standard (SC), 6 pin (SC6) optional. ¹ Must pair with RF gateway to go online; gateway sold separately. See GW-915 on page 270	916.00				
ES5BT	Touch Keypad Smart Deadbolt, Bluetooth, with a total of 450 combined PIN codes and MIFARE RFID cards capacity. Including 2 RFID Key Cards and 2 RFID stickers. 5 pin cylinder standard (SC), 6 pin (SC6) optional. ¹					

1 Standard Schlage® 5-pin or 6-pin “C” keyway KIK cylinder; optional cylinders: SFIC6 and HS (High Security) are available at an additional charge

[1] All standard cylinders come with 6-pin Schlage® “C” keyway only. [2] MK, GMK, & GGMK are available at an additional charge. [3] All locks come with standard ANSI strike unless specified otherwise. [4] Prices based on F.O.B. City of Industry, CA. [5] Prices subject to change without notice.

Electronic Locks and Software - Standalone

e-Smart 5000BLE and e-Smart 5000RF Deadbolt



e-Smart Series	Description	Finish				
		605	619	622	625	626
ESDT	Back to back dummy.	558.00				

Order string is as follows:
[Series]-[Finish]-[Cylinder]

Example order: ES5BT-622-SC

To view the full How to Order, visit townsteel.com/documents/e-smart-4000-5000-cut-sheet

Electronic Locks and Software - Standalone

Gateways



Gateways	Description	List Price
GW-915	(MTH5000-RF) WiFi gateway. MTH 5000 series online control will use WiFi (RF) which can be used to connect to the internet. Each gateway can connect to up to 26 devices if the device is within the 50 foot range.	312.00

[1] Prices based on F.O.B. City of Industry, CA. [2] Prices subject to change without notice.

Electronic Locks and Software - Standalone

Power Supplies - PS220




Power Supplies	Description	List Price
PS220	110-120VAC input power supplies that deliver (2) amps @ 24VDC to (2) PTC fused outputs. (2) solid-state input triggers, protects system relays from shorts, grounds and surges. Without battery backup.	989.00
PS220B	110-120VAC input power supplies that deliver (2) amps @ 24VDC to (2) PTC fused outputs. (2) solid-state input triggers, protects system relays from shorts, grounds and surges. With battery backup.	1,148.00

[1] Prices based on F.O.B. City of Industry, CA. [2] Prices subject to change without notice.

Electronic Locks and Software - Standalone

Power Supplies - TSPT



Power Supplies	Description	Finish	
		Aluminum	Duro
TSPT-2	Electric Power Transfer, Two 18 AWG Wires, UL Listed	316.00	350.00
TSPT-10	Electric Power Transfer, Ten 24 AWG Wires, UL Listed	348.00	372.00
TSPT-12	Electric Power Transfer, Twelve 24 AWG Wires, UL Listed	352.00	374.00
TSEPT	Electric Power Transfer, Twelve 24 AWG Wires with Molex® Connectors, 8 Pin+4 Pin, Comparable with EPT 10C, UL Listed	404.00	426.00
TCEPT	Electric Power Transfer, Twelve 24 AWG Wires with Molex® Connectors, 8 Pin+4 Pin, Comparable with EL-CEPT, UL Listed		

[1] Prices based on F.O.B. City of Industry, CA. [2] Prices subject to change without notice.

Electronic Locks and Software - Standalone

Key Fobs, Cards, and Stickers



Key fob (left), key tag (middle),
and sticker (right) shown

Key Cards	Description	List Price
MIFARE1 S50-TS	56 mm x 28 mm red TownSteel RFID key tag	13.00
MIFARE1 MAXX	MIFARE1 S50 white card EV1-S50-4B-ISO-1, white key card	
MIFARE1 S50-KF-KW-11	MIFARE EV1 S50 Black and white key fob	15.00
MIFARE1 S50-KF-BW-11	MIFARE EV1 S50 Blue and white key fob	
MIFARE1 AEGIS-EV1	MIFARE EV1, Regular user blank white Keycard w red TS logo. Universal AegisSecure encryption	
MIFARE1 AEGIS-CONSTRU	AEGIS 7000 construction keycard, with TownSteel logo, white and black, encrypted	
MIFARE1 S50-KF-KW-AEGIS	KEY FOB for Aegis 7000,w/TS logo, black white, Mifare1 S50, encrypted, compatible chip	

Key Stickers	Description	List Price
MIFARE1 S50-25MMC-TS	25 mm diameter red TownSteel sticker with RFID chip	13.00

[1] Prices based on F.O.B. City of Industry, CA. [2] Prices subject to change without notice.

Electronic Locks and Software - Access Control

e-Elite 6000



Quest lever shown

e-Elite Series	Description	Finish		
		619	622	626
EE61T	e-Elite 6000 series motorized cylindrical lock with Maxx Access access control software; rigid trim ¹		1,139.00	
EE62T	e-Elite 6000 series motorized cylindrical lock with Maxx Access access control software; clutched trim ¹			

Order string is as follows:

[Series][Lockbody]-[Lever][Handing][Finish]-[Cylinder]-[Backset]

Example order: EE61T-SLH619-SC-R

To view the full How to Order, visit townsteel.com/documents/e-elite-6000-cut-sheet/

1 Standard 6-pin KIK cylinder with Schlage® "C" keyway; other options include: SFIC, SLFIC, CLFIC, HS (High Security). Additional charge will apply.

[1] All standard cylinders come with 6-pin Schlage® "C" keyway only. [2] MK, GMK, & GGMK are available at an additional charge. [3] All locks come with standard ANSI strike unless specified otherwise. [4] Prices based on F.O.B. City of Industry, CA. [5] Prices subject to change without notice.

Electronic Locks and Software - Access Control

e-Elite 7000



Quest lever shown

e-Elite Series	Description	Finish		
		619	622	626
EE71T	e-Elite 7000 series RFID , BLE, Pin code, and 915 MHz Technology, motorized cylindrical lock with AegisSecure access control software; rigid trim ¹		1,195.00	
EE72T	e-Elite 7000 series RFID , BLE, Pin code, and 915 MHz Technology, motorized cylindrical lock with AegisSecure access control software; clutched trim ¹			

Order string is as follows:

[Series][Lockbody]-[Lever][Handing][Finish]-[Cylinder]-[Backset]

Example order:

¹ Standard 6-pin KIK cylinder with Schlage® "C" keyway; other options include: SFIC, SLFIC, CLFIC, HS (High Security). Additional charge will apply.

[1] All standard cylinders come with 6-pin Schlage® "C" keyway only. [2] MK, GMK, & GGMK are available at an additional charge. [3] All locks come with standard ANSI strike unless specified otherwise. [4] Prices based on F.O.B. City of Industry, CA. [5] Prices subject to change without notice.

Electronic Locks and Software - Access Control

e-Kontos 6000



*e-Kontos 1B XADB with
Sentinel lever shown*

e-Kontos 1B Series	Description	Finish	
		622	626
EKO1B6R	e-Kontos 1B series electronic mortise, rigid, with cylinder ¹	1,600.00	
EKO1B6C	e-Kontos 1B series electronic mortise, clutched, with cylinder ¹		
EKO1B6X	e-Kontos 1B series electronic mortise, automatic deadbolt, with cylinder ¹	1,705.00	

Order string is as follows:

[Trim Series][Model Series][Lockbody][Lever][Handing]-[Finish]

Example order: EKO1B6C-SLH-626

To view the full How to Order, visit townsteel.com/documents/e-kontos-cut-sheet

¹ Optional cylinders: SFIC, SLFIC, CLFIC, or HS (High Security); additional charges will apply; IC is less core

[1] All standard cylinders come with 6-pin Schlage® "C" keyway only. [2] MK, GMK, & GGMK are available at an additional charge. [3] All locks come with standard ANSI strike unless specified otherwise. [4] Prices based on F.O.B. City of Industry, CA. [5] Prices subject to change without notice.

Electronic Locks and Software - Access Control

e-Kontos 7000



*e-Kontos 1B XADB with
Sentinel lever shown*

e-Kontos 1B Series	Description	Finish	
		622	626
EKO1B7R	e-Kontos 1B series RFID , BLE, Pin code, and 915 MHz Technology, electronic mortise, rigid, with cylinder ¹ with AegisSecure access control software	1,680.00	
EKO1B7C	e-Kontos 1B series RFID , BLE, Pin code, and 915 MHz Technology, electronic mortise, clutched, with cylinder ¹ with AegisSecure access control software		
EKO1B7X	e-Kontos 1B series RFID , BLE, Pin code, and 915 MHz Technology, electronic mortise, automatic deadbolt, with cylinder ¹ with AegisSecure access control software	1,790.00	

¹ Optional cylinders: SFIC, SLFIC, CLFIC, or HS (High Security); additional charges will apply; IC is less core

[1] All standard cylinders come with 6-pin Schlage® "C" keyway only. [2] MK, GMK, & GGMK are available at an additional charge. [3] All locks come with standard ANSI strike unless specified otherwise. [4] Prices based on F.O.B. City of Industry, CA. [5] Prices subject to change without notice.

Electronic Locks and Software - Access Control

e-Cronus 6000



*e-Cronus 2B XADB with
Gala lever shown*

e-Cronus 2B Series	Description	Finish	
		622	626
ECR2B6R	e-Cronus 2B series electronic mortise, rigid, with cylinder ¹ and plated finish reader	1,573.00	
ECR2B6C	e-Cronus 1B series electronic mortise, clutched, with cylinder ¹ and plated finish reader		
ECR2B6X	e-Cronus 1B series electronic mortise, automatic deadbolt, with cylinder ¹ and plated finish reader	1,678.00	

Order string is as follows:

[Trim Series][Model Series][Lockbody]-[Lever][Handing]-[Finish]

Example order: ECR2B6R-SRH-626

To view the full How to Order, visit townsteel.com/documents/e-cronus-cut-sheet

¹ Optional cylinders: SFIC, SLFIC, CLFIC, or HS (High Security); additional charges will apply; IC is less core

[1] All standard cylinders come with 6-pin Schlage® "C" keyway only. [2] MK, GMK, & GGMK are available at an additional charge. [3] All locks come with standard ANSI strike unless specified otherwise. [4] Prices based on F.O.B. City of Industry, CA. [5] Prices subject to change without notice.

Electronic Locks and Software - Access Control

e-Cronus 7000



*e-Cronus 2B XADB with
Gala lever shown*

e-Cronus 2B Series	Description	Finish	
		622	626
ECR2B7R	e-Cronus 2B series RFID, BLE, Pin code, and 915 MHz Technology, electronic mortise, rigid, with cylinder ¹ and AegisSecure access control software	1,651.00	
ECR2B7C	e-Cronus 2B series RFID, BLE, Pin code, and 915 MHz Technology, electronic mortise, clutched, with cylinder ¹ and with AegisSecure access control software		
ECR2B7X	e-Cronus 2B series RFID, BLE, Pin code, and 915 MHz Technology, electronic mortise, automatic deadbolt, with cylinder ¹ and AegisSecure access control software	1,763.00	

¹ Optional cylinders: SFIC, SLFIC, CLFIC, or HS (High Security); additional charges will apply; IC is less core

[1] All standard cylinders come with 6-pin Schlage® "C" keyway only. [2] MK, GMK, & GGMK are available at an additional charge. [3] All locks come with standard ANSI strike unless specified otherwise. [4] Prices based on F.O.B. City of Industry, CA. [5] Prices subject to change without notice.

Electronic Locks and Software - Access Control

e-Trident 6000



*e-Trident 1B series with
Essen Return lever shown*

e-Trident 1B Series	Description	Finish	
		622	626
ETR1B6R	e-Trident 1B series electronic mortise, rigid, with cylinder ¹ and oval reader	1,522.00	
ETR1B6C	e-Trident 1B series electronic mortise, clutched, with cylinder ¹ and oval reader		
ETR1B6X	e-Trident 1B series electronic mortise, automatic deadbolt, with cylinder ¹ and oval reader	1,627.00	

¹ Optional cylinders: SFIC, SLFIC, CLFIC, or HS (High Security); additional charges will apply; IC is less core

[1] All standard cylinders come with 6-pin Schlage® "C" keyway only. [2] MK, GMK, & GGMK are available at an additional charge. [3] All locks come with standard ANSI strike unless specified otherwise. [4] Prices based on F.O.B. City of Industry, CA. [5] Prices subject to change without notice.

Electronic Locks and Software - Access Control

e-Trident 6000



*e-Trident 2B series with
Essen Return lever shown*

e-Trident 2B Series	Description	Finish	
		622	626
ETR2B6R	e-Trident 2B series electronic mortise, rigid, with cylinder ¹ and square reader	1,522.00	
ETR2B6C	e-Trident 1B series electronic mortise, clutched, with cylinder ¹ and square reader		
ETR2B6X	e-Trident 1B series electronic mortise, automatic deadbolt, with cylinder ¹ and square reader	1,627.00	

Order string is as follows:

[Trim Series][Model Series][Lockbody]-[Lever][Handing]-[Finish]

Example order: ETR2B6R-SRH-626

To view the full How to Order, visit townsteel.com/documents/e-trident-how-to-order-2

¹ Optional cylinders: SFIC, SLFIC, CLFIC, or HS (High Security); additional charges will apply; IC is less core

[1] All standard cylinders come with 6-pin Schlage® "C" keyway only. [2] MK, GMK, & GGMK are available at an additional charge. [3] All locks come with standard ANSI strike unless specified otherwise. [4] Prices based on F.O.B. City of Industry, CA. [5] Prices subject to change without notice.

Electronic Locks and Software - Access Control

e-Genius 6000



Toggle (entry) function shown

e-Genius Series	Description	Finish		
		619	622	626
EG6T, 4" or 5-1/2"	e-Genius 6000 Series Smart Interconnected, Schlage® C Keyway, 4" or 5-1/2" deadbolt center to latch bolt center distance, includes privacy switch T = (Toggle) Entry function Uses Maxx Access software	1,171.00		
EG6S, 4" or 5-1/2"	e-Genius 6000 Series Smart Interconnected, Schlage C Keyway, 4" or 5-1/2" deadbolt center to latch bolt center distance, includes privacy switch S = Storeroom function Uses Maxx Access software			
XIC 73610-BLACK	Spacer for use with TownSteel interconnected lock for 1 3/8" doors, black finish	13.00		
XIC 73610-GRAY	Spacer for use with TownSteel interconnected lock for 1 3/8" doors, gray finish			

Order string is as follows:

[Series][Model Number][Function]-[Lever][Handing][Finish]-[Lockbody]
[Faceplates][Strike][Cylinder]

Example order: EG6ST-SLH626-55WSC

To view the full How to Order, visit townsteel.com/documents/e-genius-2000-cut-sheet

[1] All standard cylinders come with 6-pin Schlage® "C" keyway only. [2] MK, GMK, & GGMK are available at an additional charge. [3] All interconnected locks come with full lip strike standard unless specified otherwise. ASA and T-strike are available upon request. [4] Prices based on F.O.B. City of Industry, CA. [5] Prices subject to change without notice.

Electronic Locks and Software - Access Control

e-Genius 7000



Toggle (entry) function shown

e-Genius Series	Description	Finish		
		619	622	626
EG7T, 4" or 5-1/2"	e-Genius 7000 Series RFID , BLE, Pin code, and 915 MHz Technology, Smart Interconnected, Schlage® C Keyway, 4" or 5-1/2" deadbolt center to latch bolt center distance, includes privacy switch T = (Toggle) Entry function Uses AegisSecure software	1,228.00		
EG7S, 4" or 5-1/2"	e-Genius 7000 Series RFID , BLE, Pin code, and 915 MHz Technology, Smart Interconnected, Schlage C Keyway, 4" or 5-1/2" deadbolt center to latch bolt center distance, includes privacy switch S = Storeroom function Uses AegisSecure software			
XIC 73610-BLACK	Spacer for use with TownSteel interconnected lock for 1 3/8" doors, black finish	13.00		
XIC 73610-GRAY	Spacer for use with TownSteel interconnected lock for 1 3/8" doors, gray finish			

[1] All standard cylinders come with 6-pin Schlage® "C" keyway only. [2] MK, GMK, & GGMK are available at an additional charge. [3] All interconnected locks come with full lip strike standard unless specified otherwise. ASA and T-strike are available upon request. [4] Prices based on F.O.B. City of Industry, CA. [5] Prices subject to change without notice.

Electronic Locks and Software - Access Control

6000 Series EKE Electronic Escutcheon Lever Trim



EKE 1A (no cylinder) with RFID reader shown

This is an electronic trim that is applicable to 1000, 8900 and 9700 series exit devices.

EKE Electronic Trim	Description	Finish	
		622	626
EKE1A6R	6000 series, RFID Technology, Electronic TRIM for Exit Device, Escutcheon with Lever, F13 Entrance by Combination, No Cylinder, for RIM Exit Device	733.00	720.00
EKE1A6M	6000 series, RFID Technology, Electronic TRIM for Exit Device, Escutcheon with Lever, F13 Entrance by Combination, No Cylinder, for Mortise Exit Device		
EKE1A6C	6000 series, RFID Technology, Electronic TRIM for Exit Device, Escutcheon with Lever, F13 Entrance by Combination, No Cylinder, for CVR Exit Device	881.00	806.00
EKE1A6S	6000 series, RFID Technology, Electronic TRIM for Exit Device, Escutcheon with Lever, F13 Entrance by Combination, No Cylinder, for SVR Exit Device	991.00	955.00

[1] Prices based on F.O.B. City of Industry, CA. [2] Prices subject to change without notice.

Electronic Locks and Software - Access Control

6000 Series EKE Electronic Escutcheon Lever Trim



EKE 1B (with cylinder) with RFID reader shown

This is an electronic trim that is applicable to 1000, 8900 and 9700 series exit devices.

EKE Electronic Trim	Description	Finish	
		622	626
EKE1B6R	6000 series, RFID Technology, Electronic TRIM for Exit Device, Escutcheon with Lever F13 Entrance by Combination or Key, with Cylinder, for RIM Exit Device	955.00	942.00
EKE1B6M	6000 series, RFID Technology, Electronic TRIM for Exit Device, Escutcheon with Lever F13 Entrance by Combination or Key, with Cylinder, for Mortise Exit Device		
EKE1B6C	6000 series, RFID Technology, Electronic TRIM for Exit Device, Escutcheon with Lever F13 Entrance by Combination or Key, with Cylinder, for CVR Exit Device	1,103.00	1,030.00
EKE1B6S	6000 series, RFID Technology, Electronic TRIM for Exit Device, Escutcheon with Lever F13 Entrance by Combination or Key, with Cylinder, for SVR Exit Device	1,215.00	1,179.00

[1] All standard cylinders come with 6-pin Schlage® "C" keyway only. [2] Cylinder functions are available with the standard Schlage "C" keyway, Small Format 7-pin less core, LFIC Schlage / Corbin Russwin® less core, or L7 High Security cylinder with TownSteel "L" keyway. [3] MK, GMK, & GGMK are available at an additional charge. [4] All locks come with standard ANSI strike unless specified otherwise. [5] Prices based on F.O.B. City of Industry, CA. [6] Prices subject to change without notice.

Electronic Locks and Software - Access Control

7000 Series EKE Electronic Escutcheon Lever Trim



EKE 1A (no cylinder) with Touchpad shown

This is an electronic trim that is applicable to 1000, 8900, and 9700 series exit devices.

EKE Electronic Trim	Description	Finish	
		622	626
EKE1A7R	7000 series, RFID, BLE, Pin code, and 915 MHz Technology, Electronic TRIM for Exit Device, Escutcheon with Lever, F13 Entrance by Combination, No Cylinder, for RIM Exit Device. Uses AegisSecure™ software.	1,003.00	989.00
EKE1A7C	7000 series, RFID, BLE, Pin code, and 915 MHz Technology, Electronic TRIM for Exit Device, Escutcheon with Lever, F13 Entrance by Combination, No Cylinder, for CVR Exit Device Uses AegisSecure™ software.	1,158.00	1,081.00
EKE1A7S	7000 series, RFID Technology, Electronic TRIM for Exit Device, Escutcheon with Lever, F13 Entrance by Combination, No Cylinder, for SVR Exit Device. Uses AegisSecure™ software.	1,268.00	1,230.00
EKE1A7M	7000 series, RFID, BLE, Pin code, and 915 MHz Technology,, Electronic TRIM for Exit Device, Escutcheon with Lever, F13 Entrance by Combination, No Cylinder, for Mortise Exit Device. Uses AegisSecure™ software.	1,277.00	1,237.00

[1] All standard cylinders come with 6-pin Schlage® "C" keyway only. [2] MK, GMK, & GGK are available at an additional charge. [3] All locks come with standard ANSI strike unless specified otherwise. [4] Prices based on F.O.B. City of Industry, CA. [5] Prices subject to change without notice.

Electronic Locks and Software - Access Control

7000 Series EKE Electronic Escutcheon Lever Trim



EKE 1B (with cylinder) with Touchpad shown

This is an electronic trim that is applicable to 1000, 8900, and 9700 series exit devices.

EKE Electronic Trim	Description	Finish	
		622	626
EKE1B7R	7000 series, RFID, BLE, Pin code, and 915 MHz Technology, Electronic TRIM for Exit Device, Escutcheon with Lever F13 Entrance by Combination or Key, with Cylinder, for RIM Exit Device	1,003.00	989.00
EKE1B7M	000 series, RFID, BLE, Pin code, and 915 MHz Technology, Electronic TRIM for Exit Device, Escutcheon with Lever F13 Entrance by Combination or Key, with Cylinder, for Mortise Exit Device		
EKE1B7C	7000 series, RFID, BLE, Pin code, and 915 MHz Technology, Electronic TRIM for Exit Device, Escutcheon with Lever F13 Entrance by Combination or Key, with Cylinder, for CVR Exit Device	1,158.00	1,081.00
EKE1B7S	7000 series, RFID, BLE, Pin code, and 915 MHz Technology, Electronic TRIM for Exit Device, Escutcheon with Lever F13 Entrance by Combination or Key, with Cylinder, for SVR Exit Device	1,277.00	1,237.00

[1] All standard cylinders come with 6-pin Schlage® "C" keyway only. [2] MK, GMK, & GGMK are available at an additional charge. [3] All locks come with standard ANSI strike unless specified otherwise. [4] Prices based on F.O.B. City of Industry, CA. [5] Prices subject to change without notice.

Electronic Locks and Software - Access Control

e-Smart 6000



e-Smart Series ¹	Description	Finish		
		619	622	626
ES6T	e-Smart 6000 series motorized deadbolt lock; pairs with and is programmable through TownSteel's Maxx Access system 5 pin cylinder standard (SC), 6 pin (SC6) and high security optional. Includes 2000 event audit trail.			916.00

Order string is as follows:
[Series]-[Finish]-[Cylinder]

Example order: ES6T-626-SC

To view the full How to Order, visit townsteel.com/documents/e-smart-6000-cut-sheet

1 Standard Schlage® 5-pin or 6-pin "C" keyway KIK cylinder; optional cylinders: SFIC6 and HS (High Security) are available at an additional charge

[1] All standard cylinders come with 6-pin Schlage® "C" keyway only. [2] MK, GMK, & GGMK are available at an additional charge. [3] All locks come with standard ANSI strike unless specified otherwise. [4] Prices based on F.O.B. City of Industry, CA. [5] Prices subject to change without notice.

Electronic Locks and Software - Access Control

Maxx Access Software

Designed to enhance user experience and site-wide security, our Maxx Access access control system is a complete offline access management solution – perfect for everything from multi-housing and apartments to long-term living facilities.

Available with a wide variety of locks, readers, and controllers. Please note that Maxx Access software is only available on 6000 series devices.

Maxx Access	Description	List Price
RFID Software	Maxx Access RFID Software	2,849.00
On Site Training	TownSteel representative travels to client site for in person system training, 1 day within the contiguous United States (excludes HI, AK, and PR)	4,712.00 net
Remote System Training	Remote system training over Zoom, 1 day	2,356.00 net
In Person Training at TownSteel	In person training at TownSteel factory in California	

[1] Prices based on F.O.B. City of Industry, CA. [2] Prices subject to change without notice.

Electronic Locks and Software - Access Control

AegisSecure™ Software

Say goodbye to complicated wiring installations, and hello to wireless convenience. The AegisSecure system utilizes 915 MHz gateways for seamless communication, allowing you to control your locks effortlessly. From configuration to monitoring, everything is at your fingertips. Connect multiple devices through LAN connectivity for seamless data exchange and communication.

Available with a wide variety of locks, readers, and controllers. Please note that AegisSecure software is only available on 7000 series devices.

AegisSecure	Description	List Price
RFID Software	AegisSecure RFID Software	2,849.00
On Site Training	TownSteel representative travels to client site for in person system training, 1 day within the contiguous United States (excludes HI, AK, and PR)	4,712.00 net
Remote System Training	Remote system training over Zoom, 1 day	2,356.00 net
In Person Training at TownSteel	In person training at TownSteel factory in California	

[1] Prices based on F.O.B. City of Industry, CA. [2] Prices subject to change without notice.

Electronic Locks and Software - Access Control

Programmers, Encoders, and Gateways



From left to right; 6000 series door lock programmer, keycard programmer, network encoder, gateway, 7000 series door lock programmer

6000 Series	Description	List Price
TEC DLP6	6000 series door lock programmer	3,090.00
TEC KPS6	Keycard programmer	1,220.00

7000 Series	Description	List Price
NE7	7000 series network encoder	1,281.00
GW7-915	7000 series PoE 915 MHz gateway	327.00
DLP7	7000 series door lock programmer	3,245.00

[1] Prices based on F.O.B. City of Industry, CA. [2] Prices subject to change without notice.

Electronic Locks and Software - Access Control

Readers



Readers		Description	List Price
RD400-485	Reader		752.00
RD328-485	Reader		
RCR-C	Reader		
TS RCR-T1-5000RF	Reader		
TS RCR-T2	Reader		
TS-RD-5000-RF	RFID wall reader for 5000 series WiFi enabled devices Need to pair with Gateway RF to go online. Gateway for RF sold separately.		880.00
TS-RD-5000-BLE	Touch keypad with 450 PIN codes / RFID keycards and BLE capability with the TSE Home mobile app		

[1] Prices based on F.O.B. City of Industry, CA. [2] Prices subject to change without notice.

Electronic Locks and Software - Access Control

Controllers



Access Control unit shown

Controllers		Description	List Price
AC4	4 door access control		2,912.00
EC16	Elevator control		3,463.00

[1] Prices based on F.O.B. City of Industry, CA. [2] Prices subject to change without notice.

Electronic Locks and Software - Access Control

Key Fobs and Cards



MIFARE key fob shown

Key Fobs	Description	List Price
MIFARE1 MAXX	MIFARE1 S50 white card EV1-S50-4B-ISO-1; compatible with Maxx Access system	13.00
MIFARE1 S50-KF-KW-11	Black and white key fob for Maxx Access system	15.00
MIFARE1 S50-KF-BW-11	Blue and white key fob for Maxx Access system	

[1] Prices based on F.O.B. City of Industry, CA. [2] Prices subject to change without notice.

Cylinders and Keying

CYLINDERS AND KEYING	PAGE
Cylinders and Keying - Cylinders.....	296
Mortise Cylinders.....	296
High Security Cylinders.....	297
Rim Cylinders.....	298
Cylinder Housings.....	299
Rim Cylinder Housings.....	300
Interchangeable Cores.....	301
Cylinder Parts.....	302
Cylinders and Keying - Keying Charges.....	304
Commercial Keying Charges.....	304
Interchangeable Core Keying Charges.....	305
Residential Keying Charges.....	306
High Security Cylinder Keying Charges.....	307

Cylinders and Keying - Cylinders

Mortise Cylinders



6-pin cylinder shown

Mortise Cylinders	Description	Finish		
		622	626	630
4036-SC	1-1/4" mortise cylinder, Schlage® "C" keyway	55.00	46.00	Contact factory
4046-SC	1-3/8" mortise cylinder, Schlage "C" keyway	66.00	58.00	
4056-SC	1-1/2" mortise cylinder, Schlage "C" keyway	76.00	67.00	
4066-SC	1-5/8" mortise cylinder, Schlage "C" keyway	85.00	77.00	

[1] All standard cylinders come with 6-pin Schlage® "C" keyway only. [2] MK, GMK, & GGMK are available at an additional charge. [3] All locks come with standard ANSI strike unless specified otherwise. [4] Prices based on F.O.B. City of Industry, CA. [5] Prices subject to change without notice.

Cylinders and Keying - Cylinders

High Security Cylinders




6-pin cylinder shown

High Security Cylinders	Description	Finish
		626
TS11 9830-0B	1-3/8" high security mortise cylinder, 6-pin, 0-bitted	129.00
TS11 8860-626	High security KIK cylinder, 0-bitted	360.00

Cylinders and Keying - Cylinders

Rim Cylinders




6-pin rim cylinder shown

Rim Cylinders	Description	Finish		
		622	626	630
TS1 4026-RIM-SC	1-1/8" rim cylinder, Schlage "C" keyway	98.00	90.00	Contact factory

Cylinders and Keying - Cylinders

Cylinder Housings




SFIC Housing shown

Regular IC Housing	Description	Finish		
		622	626	630
4036I	1-1/4" IC mortise housing (less core), 6 pin, small format	51.00	46.00	Contact factory
4046I	1-3/8" IC mortise housing (less core), 7 pin, small format	68.00	64.00	
4056I	1-1/2" IC mortise housing (less core), 7 pin, small format	70.00	65.00	
4066I	1-5/8" IC mortise housing (less core), 7 pin, small format	77.00	72.00	
5056I	Mortise housing (less core), large format	—	90.00	

High Security Housing	Description	Finish	
		622	626
TS11 7831	1-1/2" High security SFIC housing	137.00	129.00

Cylinders and Keying - Cylinders

Rim Cylinder Housings



SFIC Housing shown

Rim Housing	Description	Finish
		626
TS1 ICR6	IC rim housing (less core), 6-pin, small format	90.00
TS1 ICR7	IC rim housing (less core), 7-pin, small format	90.00

High Security Rim Housing	Description	Finish
		626
TS11 7820	High security SFIC rim housing	129.00

Cylinders and Keying - Cylinders

Interchangeable Cores



IC Core shown

Mortise IC Core	Description	Finish	
		622	626
TS2 6000	Small format 6-pin IC core, Best® keyway (uncombined)	54.00	48.00
TS2 7000	Small format 7-pin IC core, Best keyway (uncombined)	65.00	60.00

High Security IC Core	Description	Finish
		626
TS11 7870-0B	High security 7-pin SFIC core, 0-bitted	112.00

Construction Cores	Description	Finish
		626
IC6 - IC6xCC-626	Best "A" Keyway IC Core 6 Pin KA, Construction Cores, no key included	12.50 net
IC7 - IC7xCC-626	Best "A" Keyway IC Core 7 Pin KA, Construction Cores, no key included	

Return temporary / construction cores: Contact your TownSteel customer service representative for a Return Materials Authorization (RMA). Please provide the original factory order number and a credit will be issued for all cores returned in good working order. A 25% restocking fee will be incurred.

[1] All standard cylinders come with 6-pin Schlage® "C" keyway only. [2] MK, GMK, & GGK are available at an additional charge. [3] All locks come with standard ANSI strike unless specified otherwise. [4] Prices based on F.O.B. City of Industry, CA. [5] Prices subject to change without notice.

Cylinders and Keying - Cylinders

Cylinder Parts



TS standard butterfly cam shown

Please consult factory for other types of cams. Models with no pricing listed may be available upon request; please consult factory about availability.

Cams	Description	Finish
		No Finish
TS Cam	TS standard butterfly cam	9.00

Cylinder Rings	Description	Finish			
		622	626	629	630
S8333	Cylinder ring for 1-1/4" cylinder	38.00	34.00		
S8233	Cylinder ring for 1-3/8" to 1-1/2" cylinder				
S8239	Cylinder ring for 1-1/2" to 1-5/8" cylinder	—			
S8234	Cylinder ring for 1-1/4" cylinder				

[1] Prices based on F.O.B. City of Industry, CA. [2] Prices subject to change without notice.

Cylinders and Keying - Cylinders

Cylinder Parts



TS standard butterfly cam shown

Prices shown below are net prices¹ only.

Side Pins	Description	Finishes
		No Finish
TS11 5810	Side pin #1 for 6-pin high security mortise cylinder	21.00 / 10 pcs
TS11 5830	Side pin #3 for 7-pin high security mortise cylinder	
TS11 5871	Side pin #1 for 6-pin high security SFIC core	
TS11 5873	Side pin #3 for 7-pin high security SFIC core	

Blank Keys	Description	Finishes
		No Finish
TS11 6810	High security key blank, 6-pin, square bow	8.00
TS11 6820	High security key blank for SFIC, 7-pin, square bow	

¹ No discounts allowed on net prices.

[1] Prices based on F.O.B. City of Industry, CA. [2] Prices subject to change without notice.

Cylinders and Keying - Keying Charges

Commercial Keying Charges



Please note regular key and master key are **not** included. Pricing shown is per key.

Keying Part Number		Description	Price
TLBR100	Keyed Alike (KA)	31.00	
TLBR200	Master Keying (MK)		
TLBR300	Cut key charge	12.00	
TLBR400	Key stamping charge	7.00	

[1] Prices based on F.O.B. City of Industry, CA. [2] Prices subject to change without notice.

Cylinders and Keying - Keying Charges

Interchangeable Core Keying Charges



Please note regular key, master key, and control key are **not** included. Pricing shown is per key.

Keying Part Number		Description	Price
TLBR300	Cut key charge		15.00
TLBR400	Key stamping charge		7.00
TLBR600	IC keying charge		40.00

[1] Prices based on F.O.B. City of Industry, CA. [2] Prices subject to change without notice.

Cylinders and Keying - Keying Charges

Residential Keying Charges



Pricing shown is per key.

Keying Part Number	Description	Price
TLBR100RES	Keyed Alike (KA) charge - residential	31.00
TLBR200RES	Master Key (MK) charge - residential	
TLBR500RES	Construction Key charge - residential	
TLBR300RES	Cut key charge - residential	12.00
TLBR400RES	Stamping charge - residential	7.00

[1] Prices based on F.O.B. City of Industry, CA. [2] Prices subject to change without notice.

Cylinders and Keying - Keying Charges

High Security Cylinder Keying Charges



Please note master key is **not** included. Prices shown below are net prices¹ only. Pricing shown is per key / cylinder.

Keying Part Number		Description	Price
KA	Keyed Alike		8.00 / cylinder
MK	Master Keying		12.00 / cylinder
GMK	Grand Master Keying		
CMK	Construction Master Keying		
Key Stamping	Key stamping		1.00 / key
DND	Do not duplicate		
Extra Cut Key	Extra cut key		5.00 / key

¹ No discounts allowed on net prices.

[1] Prices based on F.O.B. City of Industry, CA. [2] Prices subject to change without notice.

Door Closers

DOOR CLOSERS	PAGE
Door Closers - Closers	309
TDC 40 Grade 1 Heavy Duty Door Closer	309
TDC 85 Grade 1 Door Closer	311
TDC 70 Grade 1 Door Closer	313
TDC 90 Grade 1 Door Closer	314
TDC 53 / 54 Door Closer	315
BAA Door Closers	316
Door Closers - Accessories	318
TDC Closer Arms	318
TDC Closer Blade Stop Spacers and Covers	319
TDC Closer Plates	320
TDC Closer Auxiliary Shoes and CUSH Shoe Supports	322

Door Closers - Closers

TDC 40 Grade 1 Heavy Duty Door Closer



The closers shown below are non-BAA closers. For BAA compliant closers, go to [page 316](#).

TDC 40 ¹	Description	Finish		
		Aluminum	Black	Duro
TDC 40-1	Standard tri-packed arm		380.00	
TDC 40-HOA-1	Friction hold open arm		468.00	
TDC 40-CUSH-1	CUSH parallel arm		478.00	
TDC 40-HCUSH-1	Hold open CUSH parallel arm		491.00	
TDC 40-SCUSH-1	Spring CUSH parallel arm		479.00	

1 Also available with a Delayed Action cylinder; contact factory for details

[1] Prices based on F.O.B. City of Industry, CA. [2] Prices subject to change without notice.

Door Closers - Closers

TDC 40 Grade 1 Heavy Duty Door Closer



The closers shown below are non-BAA closers. For BAA compliant closers, go to [page 316](#).

TDC 40	Description	Finish		
		Aluminum	Black	Duro
TDC 40-EDA-1	Extra heavy duty parallel arm	408.00		
TDC 40-SHCUSH-1	Spring hold open CUSH parallel arm	490.00		
TDC 40-HEDA-1	Hold open extra heavy duty parallel arm			
TDC 40T-1	Heavy duty slide track arm			

Order string is as follows:

[Series]-[Cylinder Type]-[Arm Type]-[Finish]

Example order: TDC 40-EDA-AL-1

To view the full How to Order, visit [townsteel.com/documents/tdc40-how-to-order](https://www.townsteel.com/documents/tdc40-how-to-order)

[1] Prices based on F.O.B. City of Industry, CA. [2] Prices subject to change without notice.

Door Closers - Closers

TDC 85 Grade 1 Door Closer



The closers shown below are non-BAA closers. For BAA compliant closers, go to [page 316](#).

TDC 85	Description	Finish		
		Aluminum	Black	Duro
TDC 85-1	Standard tri-packed arm	224.00		
TDC 85-DA-1	Delayed Action cylinder	287.00		
TDC 85-HOA-1	Friction hold open arm	299.00		
TDC 85-HCUSH-1	Hold open CUSH parallel arm	333.00		
TDC 85-CUSH-1	CUSH parallel arm	309.00		
TDC 85-SCUSH-1	Spring CUSH parallel arm			

[1] Prices based on F.O.B. City of Industry, CA. [2] Prices subject to change without notice.

Door Closers - Closers

TDC 85 Grade 1 Door Closer



The closers shown below are non-BAA closers. For BAA compliant closers, go to [page 316](#).

TDC 85	Description	Finish		
		Aluminum	Black	Duro
TDC 85-SHCUSH-1	Spring hold open CUSH parallel arm		309.00	
TDC 85-EDA-1	Extra heavy duty parallel arm		255.00	
TDC 85-HEDA-1	Hold open extra heavy duty parallel arm		333.00	
TDC 85-T-1	Heavy duty slide track arm			

Order string is as follows:
[Series]-[Cylinder Type]-[Arm Type]-[Finish]

Example order: TDC 85-CUSH-AL-1

To view the full How to Order, visit [townsteel.com/documents/tdc85-how-to-order](https://www.townsteel.com/documents/tdc85-how-to-order)

[1] Prices based on F.O.B. City of Industry, CA. [2] Prices subject to change without notice.

Door Closers - Closers

TDC 70 Grade 1 Door Closer



The closers shown below are non-BAA closers. For BAA compliant closers, go to [page 316](#).

TDC 70 ¹	Description	Finish		
		Aluminum	Black	Duro
TDC 70-1	Standard tri-packed arm		215.00	
TDC 70-HOA-1	Friction hold open arm		287.00	
TDC 70-CUSH-1	CUSH parallel arm		308.00	
TDC 70-HCUSH-1	Hold open CUSH parallel arm		322.00	
TDC 70T-1	Heavy duty slide track arm		347.00	

Order string is as follows:
[Series]-[Cylinder Type]-[Arm Type]-[Finish]

Example order: TDC 70-AL-1

To view the full How to Order, visit townsteel.com/documents/tdc70-how-to-order

¹ Delayed Action cylinder is also available

[1] Prices based on F.O.B. City of Industry, CA. [2] Prices subject to change without notice.

Door Closers - Closers

TDC 90 Grade 1 Door Closer



The closers shown below are non-BAA closers. For BAA compliant closers, go to [page 316](#).

TDC 90	Description	Finish		
		Aluminum	Black	Duro
TDC 90-1	Standard tri-packed arm		179.00	

Order string is as follows:
[Series]-[Cylinder Type]-[Finish]

Example order: TDC 90-AL-1

To view the full How to Order, visit [townsteel.com/documents/tdc90-how-to-order](https://www.townsteel.com/documents/tdc90-how-to-order)

[1] Prices based on F.O.B. City of Industry, CA. [2] Prices subject to change without notice.

Door Closers - Closers

TDC 53 / 54 Door Closer



The closers shown below are non-BAA closers. For BAA compliant closers, go to [page 316](#).

TDC 50	Description	Finish	
		Aluminum	Duro
TDC 53-1	Standard tri-packed arm; fixed to size 3	145.00	
TDC 54-1	Standard tri-packed arm; fixed to size 4	156.00	

Order string is as follows:
[Series]-[Finish]

Example order: TDC 54-AL-1

To view the full How to Order, visit townsteel.com/documents/tdc53-how-to-order or townsteel.com/documents/tdc54-how-to-order

[1] Prices based on F.O.B. City of Industry, CA. [2] Prices subject to change without notice.

Door Closers - Closers

BAA Door Closers



TDC40 shown

TDC 40 BAA	Description	Finish	
		Aluminum	Duro
TDC 40	Standard tri-packed arm	463.00	
TDC 40-DA	Delayed action cylinder with standard tri-packed arm	481.00	
TDC 40-HOA	Friction hold open arm	556.00	
TDC 40-CUSH	CUSH parallel arm	583.00	
TDC 40-HCUSH	Hold open CUSH parallel arm	620.00	

TDC 85 BAA	Description	Finish	
		Aluminum	Duro
TDC 85	Adjustable standard tri-packed arm	329.00	
TDC 85-DA	Delayed action cylinder with standard tri-packed arm	348.00	
TDC 85-HOA	Friction hold open arm	422.00	
TDC 85-CUSH	CUSH parallel arm	452.00	

[1] Prices based on F.O.B. City of Industry, CA. [2] Prices subject to change without notice.

Door Closers - Closers

BAA Door Closers



TDC40 shown


TDC 85 BAA	Description	Finish	
		Aluminum	Duro
TDC 85-HCUSH	Hold open CUSH parallel arm	486.00	

TDC 70 BAA	Description	Finish	
		Aluminum	Duro
TDC 70	Standard tri-packed arm	314.00	
TDC 70-DA	Delayed action cylinder with standard tri-packed arm	336.00	
TDC 70-HOA	Friction hold open arm	405.00	
TDC 70-CUSH	CUSH parallel arm	433.00	
TDC 70-HCUSH	Hold open CUSH parallel arm	468.00	

[1] Prices based on F.O.B. City of Industry, CA. [2] Prices subject to change without notice.

Door Closers - Accessories

TDC Closer Arms



TDC40 SCUSH arm shown


Closer accessories purchased separately are priced with a 50% discount only.

TDC Arm	Description	Finish	
		AL	DU
TDC ARM-01-70	Friction Hold Open Arm (for TDC70)	109.00	
TDC ARM-01-85	Friction Hold Open Arm (for TDC85)		
TDC ARM-01-40	Friction Hold Open Arm (for TDC40)	126.00	
TDC ARM-02-70	Cush Parallel Arm (for TDC70)	113.00	
TDC ARM-02-85	Cush Parallel Arm (for TDC 85)		
TDC ARM-02-40	Cush Parallel Arm (for TDC 40)	131.00	
TDC ARM-03-70	Hold open CUSH parallel arm for TDC 70	117.00	
TDC ARM-03-85	Hold open CUSH parallel arm for TDC 85		
TDC ARM-03-40	Hold open CUSH parallel arm for TDC 40	136.00	
TDC ARM-05-70	Track Armset for TDC 70	100.00	
TDC ARM-05-85	Track Armset for TDC 85		

[1] Prices based on F.O.B. City of Industry, CA. [2] Prices subject to change without notice.

Door Closers - Accessories

TDC Closer Blade Stop Spacers and Covers



TDC40 SCUSH arm shown

Closer accessories purchased separately are priced with a 50% discount only.

TDC Blade	Description	Finish		
		AL	BL	DU
TDC BLADE-40	Door closer blade stop spacer for all models, for TDC 40 only		51.00	
TDC BLADE-85-70	Door closer blade stop spacer for TDC 70 and TDC 85		45.00	

TDC Cover	Description	Finish		
		AL	BL	DU
TDC 40 Cover	Plastic cover for TDC 40		80.00	
TDC 70 Cover	Plastic cover for TDC 70		61.00	
TDC 85 Cover	Plastic cover for TDC 85		67.00	
TDC 40-Metal Cover	Metal cover for TDC 40		199.00	
TDC 85-Metal Cover	Metal cover for TDC 85		185.00	
TDC 85-Slim Cover	Plastic slim cover for TDC 85		40.00	

[1] Prices based on F.O.B. City of Industry, CA. [2] Prices subject to change without notice.

Door Closers - Accessories

TDC Closer Plates



Drop plate shown

Closer accessories purchased separately are priced with a 50% discount only.


TDC 40 Drop Plates	Description	Finish	
		AL	DU
TPDC-718	Drop Plate (where top rail less than 3-3/4")	57.00	
TPDC-718G	Top Jamb Drop Plate (requires 1-3/4" minimum head frame)		
TPDC-718TJ	Top Jamb Drop Plate (where face is less than 3-1/2")		
TPDC-718PA	Parallel Arm Mounting Plate		

TDC 70 Drop Plates	Description	Finish	
		AL	DU
TDC 70-DP	Drop Plate (for pull side, where mounting surface height is less than 3-1-2")	48.00	
TDC 70-DPPA	Drop Plate (for push side parallel arm, mounting surface height is less than 4-3/4")	55.00	

[1] Prices based on F.O.B. City of Industry, CA. [2] Prices subject to change without notice.

Door Closers - Accessories

TDC Closer Plates



Drop plate shown

Closer accessories purchased separately are priced with a 50% discount only.

TDC 85 Drop Plates	Description	Finish	
		AL	DU
TDC 85-DP	Drop Plate (for mounting surface when clearance or mounting surface dimensions are limited) Required for top jamb mounting where head frame is less than 1-3/4" (44 mm) or flush ceiling conditions exist.	48.00	
TDC 85-DPPA	Drop Plate (for parallel arm installation where a narrow top rail prevents direct mounting) Required for parallel arm mounting where top rail is less than 4-3/8" (111 mm), measured from the stop.	55.00	

TDC 90 Drop Plates	Description	Finish	
		AL	DU
TDC 90-NDP	Drop Plate for TDC 90, for Top Jamb and standard application	55.00	

[1] Prices based on F.O.B. City of Industry, CA. [2] Prices subject to change without notice.

Door Closers - Accessories

TDC Closer Auxiliary Shoes and CUSH Shoe Supports



CUSH shoe support shown

TDC Shoe	Description	Finish		
		AL	BL	DU
TDC CUSH-SUPPORT	CUSH shoe support for TDC 40 / 85 / 70	53.00		
TDC SE-40	Auxiliary shoe for TDC 40			
TDC SE-85-70	Auxiliary shoe for TDC 70 and TDC 85			

[1] Prices based on F.O.B. City of Industry, CA. [2] Prices subject to change without notice.

School Security Solutions

SCHOOL SECURITY SOLUTIONS	PAGE
About School Security Solutions	324
Aegis LIC-SLM Bored Lock	325
Aegis MSE-LM Mortise Lock	327
Aegis ESG Exit Device Trim	329
Aegis SLD Deadbolt with Indicator	331
TDC40 Door Closer	332

School Security Solutions

About School Security Solutions



On April 23, 1635, the first public school in what became the United States was formed in Boston, Massachusetts. Since this time, educational facilities have had the noble mission of training students for their chosen professions.

School is a place where most people spend a significant amount of their lives. Gaining knowledge, developing friendships, and preparing for the future are some of the important activities that happen in schools. The environment needs to nurture this growth and provide a safe haven for students and staff. This is precisely where school security comes into play.

The world we live in is evolving and it's vital that schools prioritize student's and staff's protection. Classroom openings and their respective hardware can offer a great deal of security when called upon. TownSteel would like to introduce you to some of the products we have that help to protect students and staff.

School Security Solutions

Aegis LIC-SLM Bored Lock



Two indicator labels available: OCCUPIED / VACANT, LOCKED / UNLOCKED.

Directional “Lock” engraving available on outside, inside, or both.

Bored Lock with Large Message Indicator	Function	Finish
		630
Single cylinder functions		
SLM-F84T	Classroom with thumb turn	1,069.00
SLM-F86	Storeroom	
SLM-F115	Faculty Privacy¹	1,191.00
Double cylinder functions		
SLM-F110	Classroom Intruder	1,129.00

¹ This is a TownSteel function

[1] All standard cylinders come with 6-pin Schlage® “C” keyway only. [2] MK, GMK, & GGK are available at an additional charge. [3] All locks come with standard ANSI strike unless specified otherwise. [4] Prices based on F.O.B. City of Industry, CA. [5] Prices subject to change without notice.

School Security Solutions

Aegis LIC-SLM Bored Lock



Two indicator labels available: OCCUPIED / VACANT, LOCKED / UNLOCKED.

Directional “Lock” engraving available on outside, inside, or both.

Bored Lock with Large Message Indicator		Function	Finish
			630
<i>Non-keyed functions</i>			
SLM-F75	Passage		1,003.00
SLM-F76	Privacy		1,069.00

Order string is as follows:

[Series]-[Indicator]-[Function]-[Lever]-[Handing]-[Finish]-[Cylinder]-[Strike]

Example order: SLM-F84T-S-LH-630-SC-A

To view the full How to Order, visit townsteel.com/documents/aegis-bored-lock-cut-sheet/

[1] All standard cylinders come with 6-pin Schlage® “C” keyway only. [2] MK, GMK, & GGMK are available at an additional charge. [3] All locks come with standard ANSI strike unless specified otherwise. [4] Prices based on F.O.B. City of Industry, CA. [5] Prices subject to change without notice.

School Security Solutions

Aegis MSE-LM Mortise Lock



Two indicator labels available: OCCUPIED / VACANT, LOCKED / UNLOCKED.

Directional “Lock” engraving available on outside, inside, or both.

Mortise Lock with Large Message Indicator		Function	Finish
			630
Single cylinder functions			
MSE-LM-05	Classroom		1,823.00
MSE-LM-07	Storeroom		
MSE-LM-20	Entrance / Apartment		
MSE-LM-21	Dormitory with Deadbolt		
MSE-LM-115	Faculty Privacy ¹		2,251.00
Double cylinder functions			
MSE-LM-32	Intruder Latchbolt		1,935.00
MSE-LM-33	Intruder Deadbolt		

1 This is a TownSteel function

[1] All standard cylinders come with 6-pin Schlage® “C” keyway only. [2] Small format IC housing available. Schlage®, Sargent®, Corbin Russwin®, and Yale® LFIC housings are available at an additional charge. [3] High security 6-pin cylinder and 7-pin SFIC core available in TownSteel “L” keyway. [4] KA, MK, GMK, GGMK & Construction keying are available at an additional charge. [5] All locks come with standard ANSI strike unless specified otherwise. [6] Prices based on F.O.B. City of Industry, CA. [7] Prices subject to change without notice.

School Security Solutions

Aegis MSE-LM Mortise Lock



Two indicator labels available: OCCUPIED / VACANT, LOCKED / UNLOCKED.

Directional “Lock” engraving available on outside, inside, or both.

Mortise Lock with Large Message Indicator	Function	Finish
		630
Double cylinder functions		
MSE-LM-35	Storeroom with deadbolt	1,935.00
Non-keyed functions		
MSE-LM-22	Privacy	1,638.00

Order string is as follows:

[Series]-[Indicator]-[Brand Prep]-[Function]-[Lever]-[Handing]-[Finish]-[Cylinder]

Example order: MSE-LM-4-05-S-RH-630-SC

To view the full How to Order, visit townsteel.com/documents/aegis-mortise-lock-cut-sheet/

[1] All standard cylinders come with 6-pin Schlage® “C” keyway only. [2] Small format IC housing available. Schlage®, Sargent®, Corbin Russwin®, and Yale® LFIC housings are available at an additional charge. [3] High security 6-pin cylinder and 7-pin SFIC core available in TownSteel “L” keyway. [4] KA, MK, GMK, GGMK & Construction keying are available at an additional charge. [5] All locks come with standard ANSI strike unless specified otherwise. [6] Prices based on F.O.B. City of Industry, CA. [7] Prices subject to change without notice.

School Security Solutions

Aegis ESG Exit Device Trim



The Aegis ESG trim is compatible with the following: TownSteel ED 1100/1200/8900/9700 Series, Von Duprin® VD22/99 Series, Marks® M9900 Series, Hager® 4700 Series, Detex® 10 Series, Sargent® 8000 Series, Corbin Russwin® ED5000 Series, Dorma® 9000 Series, Precision® PHI 2000 Series, Falcon® 20 Series, and Accentra® (Yale) 2100/6100/7100 Series.

ESG Exit Device Trim	Description	Finish	
		622	630
ESG-08	ESG for RIM Exit Device, F08 Entrance - Entrance by lever. Cylinder outside locks and unlocks outside lever trim.	1,187.00	
ESG-08T	ESG for RIM Exit Device, F08T Entrance - Entrance by lever. Cylinder outside and thumb turn inside locks and unlocks outside lever trim.		
ESG-09	ESG for RIM Exit Device, F09 Night Latch/Storeroom ¹ - Entrance by lever only when released by key. Key removable only when locked.	1,222.00	
ESG-10	ESG for RIM Exit Device, F10 Intruder - Entrance by lever. Inside or outside Cylinder locks or unlocks knob or lever. Outside key releases latch.	1,247.00	

¹ Requires special cam if using your own cylinder. If using your own cylinder, the cam accessory package must be purchased; please consult factory.

[1] All standard cylinders come with 6-pin Schlage® "C" keyway only. [2] Cylinder functions are available with the standard Schlage "C" keyway, Small Format 7-pin less core, LFIC Schlage / Corbin Russwin® less core, or L7 High Security cylinder with TownSteel "L" keyway. [3] MK, GMK, & GGMK are available at an additional charge. [4] All locks come with standard ANSI strike unless specified otherwise. [5] Prices based on F.O.B. City of Industry, CA. [6] Prices subject to change without notice.

School Security Solutions

Aegis ESG Exit Device Trim



ESG Exit Device Trim	Description	Finish	
		622	630
ESG-LBR-08	ESG for SVR LBR Exit Device, F08 Entrance - Entrance by lever. Cylinder outside locks and unlocks outside lever trim.	1,187.00	
ESG-LBR-08T	ESG for SVR LBR Exit Device, F08T Entrance - Entrance by lever. Cylinder outside and thumb turn inside locks and unlocks outside lever trim.		
ESG-LBR-09	ESG for SVR LBR Exit Device, F09 Night Latch/Storeroom ² - Entrance by lever only when released by key. Key removable only when locked.	1,222.00	
ESG-LBR-10	ESG for SVR LBR Exit Device, F10 Intruder - Entrance by lever. Inside or outside Cylinder locks or unlocks knob or lever. Outside key releases latch.	1,247.00	

Order string is as follows:

[Trim]-[Indicator]-[Function]-[Lever]-[Handing]-[Finish]-[Cylinder]-[Brand]

Example Order (Von Duprin 22): ESG-08T-S-RHR-630-SC-VD22

To view the full How to Order, visit [townsteel.com/documents/aegis-esg](https://www.townsteel.com/documents/aegis-esg)

2 Requires special cam if using your own cylinder. If using your own cylinder, the cam accessory package must be purchased; please consult factory.

[1] All standard cylinders come with 6-pin Schlage® "C" keyway only. [2] Cylinder functions are available with the standard Schlage "C" keyway, Small Format 7-pin less core, LFIC Schlage / Corbin Russwin® less core, or L7 High Security cylinder with TownSteel "L" keyway. [3] MK, GMK, & GGMK are available at an additional charge. [4] All locks come with standard ANSI strike unless specified otherwise. [5] Prices based on F.O.B. City of Industry, CA. [6] Prices subject to change without notice.

School Security Solutions

Aegis SLD Deadbolt with Indicator



SLD Series		Function	Finish
			630
SLD-61	Single cylinder x thumb turn		369.00
SLD-62	Double cylinder		

Order string is as follows:
[Series]-[Function]-[Finish]

Example order: SLD-61-630-SC

For more information, contact the factory at:
info@townsteel.com

[1] All standard cylinders come with 6-pin Schlage® "C" keyway only. [2] MK, GMK, & GGMK are available at an additional charge. [3] All locks come with standard ANSI strike unless specified otherwise. [4] Prices based on F.O.B. City of Industry, CA. [5] Prices subject to change without notice.

School Security Solutions

TDC 40 Grade 1 Heavy Duty Door Closer



TDC 40 ¹	Description	Finish		
		Aluminum	Black	Duro
TDC 40-1	Standard tri-packed arm		380.00	
TDC 40-HOA-1	Friction hold open arm		468.00	
TDC 40-CUSH-1	CUSH parallel arm		478.00	
TDC 40-HCUSH-1	Hold open CUSH parallel arm		491.00	
TDC 40-SCUSH-1	Spring CUSH parallel arm		479.00	

1 Delayed Action cylinder is also available

[1] Prices based on F.O.B. City of Industry, CA. [2] Prices subject to change without notice.

School Security Solutions

TDC 40 Grade 1 Heavy Duty Door Closer



TDC 40 ¹	Description	Finish		
		Aluminum	Black	Duro
TDC 40-EDA-1	Extra heavy duty parallel arm	408.00		
TDC 40-SHCUSH-1	Spring hold open CUSH parallel arm	490.00		
TDC 40-HEDA-1	Hold open extra heavy duty parallel arm			
TDC 40T-1	Heavy duty slide track arm			

Order string is as follows:
[Series]-[Cylinder Type]-[Arm Type]-[Finish]

Example order: TDC 40-EDA-AL-1

To view the full How to Order, visit townsteel.com/documents/tdc40-how-to-order

¹ Delayed Action cylinder is also available

[1] Prices based on F.O.B. City of Industry, CA. [2] Prices subject to change without notice.

Rejuvenator Series

REJUVENATOR SERIES	PAGE
About the Rejuvenator Series	335
MSE-R and MSE-LW Mortise Lock with Escutcheon	336
Aegis MSE-LM Mortise Lock with Large Message Indicator.	339
Aegis LIC-SLM Bored Lock with Large Message Indicator	342
Aegis ESG Exit Device Trim.	344
CE-R / CEC-R Grade 1 Heavy Duty Cylindrical Lockset	346
Aegis SLD Deadbolt with Indicator	350
Rejuvenator MRXA Mortise Lock with Ligature Resistant Arch Trim	351
e-Kontos-R Electronic Mortise Lock	353
e-Kestros Electronic Exit Device Lever Trim.	354

Rejuvenator Series

About the Rejuvenator Series



Pictured above: the first advertisement / sell sheet for the Rejuvenator launched in 2007

In 2007, TownSteel founder Dennis Ma created the original Rejuvenator, a mechanical escutcheon trim that was designed to be adjustable to fit the dimensions of major brands' mortises. The Rejuvenator was originally designed to be a cost effective way for locksmiths to be able to replace the damaged or broken trim on a mortise lock without having to order an entire new lockset.

Unlike other door preparations, the mortise lock is distinctive and varies across every brand. In many cases, the only way to upgrade from worn out or outdated mortise locks is through costly modifications, which can require intensive labor to modify existing door preps and impact the various required codes. Therefore, many people often opt for new doors as the most cost-effective way to tackle this.

In 2026 however, many facilities may be looking to replace the entire mortise lockset, as opposed to just the trim. To better address the concerns associated with upgrading an existing mortise without modifying or replacing the door, Dennis has designed the new Rejuvenator to include new mortise chassis to fit into existing door preps, eliminating the need for costly door modifications.

Since this product is tested and certified, your certifications or labels for your doors will not be affected. The new Rejuvenator also meets UL 10C 3-hour fire rating, ANSI / BHMA Grade 1 Certifications, and meets the requirements of the American with Disabilities Act.



**Consult factory for BAA compliant Rejuvenator products.*

Rejuvenator Series

MSE-R and MSE-LW Mortise Lock with Escutcheon



MSE-R (Regular)



MSE-LW (Low and Wide)

Direct replacement for Schlage®, Sargent®, Best®, Dorma®, Corbin Russwin®, Marks®, and PDQ® mortise chassis. Please indicate desired brand templating when ordering.

MSE-R is for 1-3/8" cylinders, MSE-W is for 1-1/4" cylinders.

Rejuvenator Mortise	Function	Finish
		626
Single cylinder functions		
MSE-R/LW-04	Entry / Office	1,007.00
MSE-R/LW-05	Classroom	
MSE-R/LW-07	Storeroom / Closet	
MSE-R/LW-13	Dormitory / Exit	1,054.00
MSE-R/LW-20	Entrance / Apartment	
MSE-R/LW-21	Dormitory with Deadbolt	

Mortise Series	P/N	Door Prep Equivalent
RM	1	Marks® 5 Series Dorma® M9000 series
RC	3	Corbin® ML2000 Series PDQ MR series
MS	4	TownSteel® MSE series Best® 35 / 45 Series
RS	6	Sargent® 8200 Series
RL	7	Schlage® L Series

[1] All standard cylinders come with 6-pin Schlage® "C" keyway only. [2] Small format IC housing available. Schlage®, Sargent®, Corbin Russwin®, and Yale® LFIC housings are available at an additional charge. [3] High security 6-pin cylinder and 7-pin SFIC core available in TownSteel "L" keyway. [4] KA, MK, GMK, GGMK & Construction keying are available at an additional charge. [5] All locks come with standard ANSI strike unless specified otherwise. [6] Prices based on F.O.B. City of Industry, CA. [7] Prices subject to change without notice.

Rejuvenator Series

MSE-R and MSE-LW Mortise Lock with Escutcheon



MSE-R (Regular)



MSE-LW (Low and Wide)

Direct replacement for Schlage®, Sargent®, Best®, Dorma®, Corbin Russwin®, Marks®, and PDQ® mortise chassis. Please indicate desired brand templating when ordering.

MSE-R is for 1-3/8" cylinders, MSE-W is for 1-1/4" cylinders.

Rejuvenator Mortise	Function	Finish
		626
Double cylinder functions		
MSE-R/LW-09	Apartment / Exit / Public Toilet	1,194.00
MSE-R/LW-14	Store Door	
MSE-R/LW-32	Intruder Latchbolt	
MSE-R/LW-33	Intruder Deadbolt	
Non-keyed functions		
MSE-R/LW-01	Passage / Closet	906.00

Mortise Series	P/N	Door Prep Equivalent
RM	1	Marks® 5 Series Dorma® M9000 series
RC	3	Corbin® ML2000 Series PDQ MR series
MS	4	TownSteel® MSE series Best® 35 / 45 Series
RS	6	Sargent® 8200 Series
RL	7	Schlage® L Series

[1] All standard cylinders come with 6-pin Schlage® "C" keyway only. [2] Small format IC housing available. Schlage®, Sargent®, Corbin Russwin®, and Yale® LFIC housings are available at an additional charge. [3] High security 6-pin cylinder and 7-pin SFIC core available in TownSteel "L" keyway. [4] KA, MK, GMK, GGMK & Construction keying are available at an additional charge. [5] All locks come with standard ANSI strike unless specified otherwise. [6] Prices based on F.O.B. City of Industry, CA. [7] Prices subject to change without notice.

Rejuvenator Series

MSE-R and MSE-LW Mortise Lock with Escutcheon



MSE-R (Regular)



MSE-LW (Low and Wide)

Direct replacement for Schlage®, Sargent®, Best®, Dorma®, Corbin Russwin®, Marks®, and PDQ® mortise chassis. Please indicate desired brand templating when ordering.

MSE-R is for 1-3/8” cylinders, MSE-W is for 1-1/4” cylinders.

Rejuvenator Mortise	Function	Finish
		626
MSE-R/LW-02/19	Privacy / Bathroom	1,007.00
MSE-R/LW-31	Exit	795.00

Mortise Series	P/N	Door Prep Equivalent
RM	1	Marks® 5 Series Dorma® M9000 series
RC	3	Corbin® ML2000 Series PDQ MR series
MS	4	TownSteel® MSE series Best® 35 / 45 Series
RS	6	Sargent® 8200 Series
RL	7	Schlage® L Series

Order string is as follows:

[Trim]-[Brand Prep]-[Function]-[Lever]-[Handing]-[Finishes]-[Cylinder]

Example order: MSE-R-4-05-S-RH-626-SC

[1] All standard cylinders come with 6-pin Schlage® “C” keyway only. [2] Small format IC housing available. Schlage®, Sargent®, Corbin Russwin®, and Yale® LFIC housings are available at an additional charge. [3] High security 6-pin cylinder and 7-pin SFIC core available in TownSteel “L” keyway. [4] KA, MK, GMK, GGMK & Construction keying are available at an additional charge. [5] All locks come with standard ANSI strike unless specified otherwise. [6] Prices based on F.O.B. City of Industry, CA. [7] Prices subject to change without notice.

Rejuvenator Series

Aegis MSE-LM Mortise Lock with Large Message Indicator



Direct replacement for Schlage®, Sargent®, Best®, Dorma®, Corbin Russwin®, Marks®, and PDQ® mortise chassis. Please indicate desired brand templating when ordering.

Two indicator labels available: OCCUPIED / VACANT, LOCKED / UNLOCKED. Message choice is dependent upon function. Directional “Lock” engraving available on outside, inside, or both.

Aegis MSE-LM	Function	Finish
		630
Single cylinder functions		
MSE-LM-05	Classroom	1,823.00
MSE-LM-07	Storeroom	
MSE-LM-20	Entrance / Apartment	
MSE-LM-21	Dormitory with Deadbolt	
MSE-LM-115	Faculty Privacy ¹	2,251.00

¹ This is a TownSteel function

[1] All standard cylinders come with 6-pin Schlage® “C” keyway only. [2] Small format IC housing available. Schlage®, Sargent®, Corbin Russwin®, and Yale® LFIC housings are available at an additional charge. [3] High security 6-pin cylinder and 7-pin SFIC core available in TownSteel “L” keyway. [4] KA, MK, GMK, GGMK & Construction keying are available at an additional charge. [5] All locks come with standard ANSI strike unless specified otherwise. [6] Prices based on F.O.B. City of Industry, CA. [7] Prices subject to change without notice.

Mortise Series	P/N	Door Prep Equivalent
RM	1	Marks® 5 Series Dorma® M9000 series
RC	3	Corbin® ML2000 Series PDQ MR series
MS	4	TownSteel® MSE series Best® 35 / 45 Series
RS	6	Sargent® 8200 Series
RL	7	Schlage® L Series

Rejuvenator Series

Aegis MSE-LM Mortise Lock with Large Message Indicator



Direct replacement for Schlage®, Sargent®, Best®, Dorma®, Corbin Russwin®, Marks®, and PDQ® mortise chassis. Please indicate desired brand templating when ordering.

Two indicator labels available: OCCUPIED / VACANT, LOCKED / UNLOCKED. Message choice is dependent upon function. Directional “Lock” engraving available on outside, inside, or both.

Aegis MSE-LM	Function	Finish
		630
Double cylinder functions		
MSE-LM-32	Intruder Latchbolt	1,935.00
MSE-LM-33	Intruder Deadbolt	

Mortise Series	P/N	Door Prep Equivalent
RM	1	Marks® 5 Series Dorma® M9000 series
RC	3	Corbin® ML2000 Series PDQ MR series
MS	4	TownSteel® MSE series Best® 35 / 45 Series
RS	6	Sargent® 8200 Series
RL	7	Schlage® L Series

[1] All standard cylinders come with 6-pin Schlage® “C” keyway only. [2] Small format IC housing available. Schlage®, Sargent®, Corbin Russwin®, and Yale® LFIC housings are available at an additional charge. [3] High security 6-pin cylinder and 7-pin SFIC core available in TownSteel “L” keyway. [4] KA, MK, GMK, GGMK & Construction keying are available at an additional charge. [5] All locks come with standard ANSI strike unless specified otherwise. [6] Prices based on F.O.B. City of Industry, CA. [7] Prices subject to change without notice.

Rejuvenator Series

Aegis MSE-LM Mortise Lock with Large Message Indicator



Direct replacement for Schlage®, Sargent®, Best®, Dorma®, Corbin Russwin®, Marks®, and PDQ® mortise chassis. Please indicate desired brand templating when ordering.

Two indicator labels available: OCCUPIED / VACANT, LOCKED / UNLOCKED. Message choice is dependent upon function. Directional “Lock” engraving available on outside, inside, or both.

Aegis MSE-LM	Function	Finish
		630
Non-keyed functions		
MSE-LM-22	Privacy	1,638.00

Order string is as follows:

[Series]-[Indicator]-[Brand Prep]-[Function]-[Lever]-[Handing]-[Finish]-[Cylinder]

Example order: MSE-LM-4-BO-05-S-RH-630-SC

To view the full How to Order, visit townsteel.com/documents/aegis-mortise-lock-cut-sheet/

[1] All standard cylinders come with 6-pin Schlage® “C” keyway only. [2] Small format IC housing available. Schlage®, Sargent®, Corbin Russwin®, and Yale® LFIC housings are available at an additional charge. [3] High security 6-pin cylinder and 7-pin SFIC core available in TownSteel “L” keyway. [4] KA, MK, GMK, GGMK & Construction keying are available at an additional charge. [5] All locks come with standard ANSI strike unless specified otherwise. [6] Prices based on F.O.B. City of Industry, CA. [7] Prices subject to change without notice.

Rejuvenator Series

Aegis LIC-SLM Bored Lock with Large Message Indicator



Two indicator labels available: OCCUPIED / VACANT, LOCKED / UNLOCKED.

Directional “Lock” engraving available on outside, inside, or both.

Bored Lock with Large Message Indicator		Function	Finish
			630
Single cylinder functions			
SLM-F84T	Classroom with thumb turn ¹		1,069.00
SLM-F86	Storeroom		
SLM-F115	Faculty Privacy ¹		1,191.00
Double cylinder functions			
SLM-F110	Classroom Intruder		1,129.00

¹ This is a TownSteel function

[1] Prices based on F.O.B. City of Industry, CA. [2] Prices subject to change without notice.

Rejuvenator Series

Aegis LIC-SLM Bored Lock with Large Message Indicator



Two indicator labels available: OCCUPIED / VACANT, LOCKED / UNLOCKED.

Directional “Lock” engraving available on outside, inside, or both.

Bored Lock with Large Message Indicator		Function	Finish
			630
<i>Non-keyed functions</i>			
SLM-F75	Passage		1,003.00
SLM-F76	Privacy		1,069.00

Order string is as follows:

[Series]-[Indicator]-[Function]-[Lever]-[Handing]-[Finish]-[Cylinder]-[Strike]

Example order: SLM-F84T-S-LH-630-SC-A

To view the full How to Order, visit townsteel.com/documents/aegis-bored-lock-cut-sheet/

[1] Prices based on F.O.B. City of Industry, CA. [2] Prices subject to change without notice.

Rejuvenator Series

Aegis ESG Exit Device Trim



The Aegis ESG trim is compatible with the following: TownSteel ED 1100/1200/8900/9700 Series, Von Duprin® VD22/99 Series, Marks® M9900 Series, Hager® 4700 Series, Detex® 10 Series, Sargent® 8000 Series, Corbin Russwin® ED5000 Series, Dorma® 9000 Series, Precision® PHI 2000 Series, Falcon® 20 Series, and Accentra® (Yale) 2100/6100/7100 Series.

ESG Exit Device Trim	Description	Finish	
		622 ¹	630
ESG-08	ESG for RIM Exit Device, F08 Entrance - Entrance by lever. Cylinder outside locks and unlocks outside lever trim.	1,187.00	
ESG-08T	ESG for RIM Exit Device, F08T Entrance - Entrance by lever. Cylinder outside and thumb turn inside locks and unlocks outside lever trim.		
ESG-09	ESG for RIM Exit Device, F09 Night Latch/Storeroom ² - Entrance by lever only when released by key. Key removable only when locked.	1,222.00	
ESG-10	ESG for RIM Exit Device, F10 Intruder - Entrance by lever. Inside or outside Cylinder locks or unlocks lever.	1,247.00	

1 Minimum order quantity required, please check with factory
2 Requires special cam if using your own cylinder. If using your own cylinder, the cam accessory package must be purchased; please consult factory.

[1] All standard cylinders come with 6-pin Schlage® "C" keyway only. [2] Cylinder functions are available with the standard Schlage "C" keyway, Small Format 7-pin less core, LFIC Schlage / Corbin Russwin® less core, or L7 High Security cylinder with TownSteel "L" keyway. [3] MK, GMK, & GGMK are available at an additional charge. [4] All locks come with standard ANSI strike unless specified otherwise. [5] Prices based on F.O.B. City of Industry, CA. [6] Prices subject to change without notice.

Rejuvenator Series

Aegis ESG Exit Device Trim



ESG Exit Device Trim	Description	Finish	
		622 ¹	630
ESG-LBR-08	ESG for SVR LBR Exit Device, F08 Entrance - Entrance by lever. Cylinder outside locks and unlocks outside lever trim.	1,187.00	
ESG-LBR-08T	ESG for SVR LBR Exit Device, F08T Entrance - Entrance by lever. Cylinder outside and thumb turn inside locks and unlocks outside lever trim.		
ESG-LBR-09	ESG for SVR LBR Exit Device, F09 Night Latch/Storeroom ² - Entrance by lever only when released by key. Key removable only when locked.	1,222.00	
ESG-LBR-10	ESG for SVR LBR Exit Device, F10 Intruder - Entrance by lever. Inside or outside Cylinder locks or unlocks lever.	1,247.00	

Order string is as follows:

[Trim]-[Indicator]-[Function]-[Lever]-[Handing]-[Finish]-[Cylinder]-[Brand]

Example Order (Von Duprin 22): ESG-08T-S-RHR-630-SC-VD22

To view the full How to Order, visit townsteel.com/documents/aegis-esg

¹ Minimum order quantity required, please check with factory

² Requires special cam if using your own cylinder. If using your own cylinder, the cam accessory package must be purchased; please consult factory.

[1] All standard cylinders come with 6-pin Schlage® "C" keyway only. [2] Cylinder functions are available with the standard Schlage "C" keyway, Small Format 7-pin less core, LFIC Schlage / Corbin Russwin® less core, or L7 High Security cylinder with TownSteel "L" keyway. [3] MK, GMK, & GGMK are available at an additional charge. [4] All locks come with standard ANSI strike unless specified otherwise. [5] Prices based on F.O.B. City of Industry, CA. [6] Prices subject to change without notice.

Cylindrical Locks - Mechanical

CE-R / CEC-R Grade 1 Heavy Duty Cylindrical Lockset



Essen lever shown

CE-R Non-Clutched	Function	Finish		
		619	622	626
Non-keyed and single cylinder, standard 6-pin functions				
CE-R-75	F75 (Passage)		482.00	
CE-R-76	F76 (Privacy)		574.00	
CE-R-82	F82 (Entrance / Office)		605.00	
CE-R-84	F84 (Classroom)			
CE-R-86	F86 (Storeroom)			
CE-R-89	F89 (Exit Latch)			
CE-R-109	F109 (Entry / Office)			
Double cylinder, standard 6-pin				
CE-R-87	F87 (Asylum)		763.00	
CE-R-110	F110 (Classroom Intruder)			

[1] All standard cylinders come with 6-pin Schlage® "C" keyway only. [2] MK, GMK, & GGMK are available at an additional charge. [3] All locks come with standard ANSI strike unless specified otherwise. [4] Prices based on F.O.B. City of Industry, CA. [5] Prices subject to change without notice.

Cylindrical Locks - Mechanical

CE-R / CEC-R Grade 1 Heavy Duty Cylindrical Lockset



Sentinel lever shown

CE-R Non-Clutched - IC	Function	Finish		
		619	622	626
SFIC core ready; SFIC core not included				
CE-R-82-SF	F82 (Entrance / Office)	589.00		
CE-R-84-SF	F84 (Classroom)			
CE-R-86-SF	F86 (Storeroom)			
CE-R-87-SF	F87 (Asylum)	738.00		
CE-R-109-SF	F109 (Entry / Office)			
CE-R-110-SF	F110 (Classroom Intruder)			

Order string is as follows:

[Series]-[Function]-[Lever]-[Finish]-[Cylinder]

Example order: CE-R-84-E-626

To view the full How to Order, visit townsteel.com/documents/ce-cec-cut-sheet/

[1] All standard cylinders come with 6-pin Schlage® "C" keyway only. [2] MK, GMK, & GGMK are available at an additional charge. [3] All locks come with standard ANSI strike unless specified otherwise. [4] Prices based on F.O.B. City of Industry, CA. [5] Prices subject to change without notice.

Cylindrical Locks - Mechanical

CE-R / CEC-R Grade 1 Heavy Duty Cylindrical Lockset



Essen lever shown

CEC-R Clutched	Function	Finish	
		622	626
Non-keyed and single cylinder, standard 6-pin functions			
CEC-R-76	F76 (Privacy)	585.00	
CEC-R-82	F82 (Entrance / Office)	644.00	
CEC-R-84	F84 (Classroom)		
CEC-R-86	F86 (Storeroom)		
CEC-R-89	F89 (Exit Latch)		
CEC-R-109	F109 (Entry / Office)		
CEC-R-110	F110 (Classroom Intruder)		

Cylindrical Locks - Mechanical

CE-R / CEC-R Grade 1 Heavy Duty Cylindrical Lockset



Sentinel lever shown

CEC-R Clutched - IC	Function	Finish	
		622	626
SFIC core ready; SFIC core not included			
CEC-R-82	F82 (Entrance / Office)	627.00	777.00
CEC-R-84	F84 (Classroom)		
CEC-R-86	F86 (Storeroom)		
CEC-R-89	F89 (Exit Latch)		
CEC-R-109	F109 (Entry / Office)		
CEC-R-110-SF	F110 (Classroom Intruder)		

Order string is as follows:
[Series]-[Function]-[Lever]-[Finish]-[Cylinder]

Example order: CEC-R-109-E-626

To view the full How to Order, visit townsteel.com/documents/ce-cec-cut-sheet/

[1] All standard cylinders come with 6-pin Schlage® "C" keyway only. [2] MK, GMK, & GGMK are available at an additional charge. [3] All locks come with standard ANSI strike unless specified otherwise. [4] Prices based on F.O.B. City of Industry, CA. [5] Prices subject to change without notice.

Rejuvenator Series

Aegis SLD Deadbolt with Indicator



SLD Series		Function	Finish
			630
SLD-61	Single cylinder x thumb turn		369.00
SLD-62	Double cylinder		

Order string is as follows:
[Series]-[Function]-[Finish]

Example order: SLD-61-630-SC

For more information, contact the factory at:
info@townsteel.com

[1] All standard cylinders come with 6-pin Schlage® "C" keyway only. [2] MK, GMK, & GGK are available at an additional charge. [3] All locks come with standard ANSI strike unless specified otherwise. [4] Prices based on F.O.B. City of Industry, CA. [5] Prices subject to change without notice.

Rejuvenator Series

Rejuvenator MRXA Mortise Lock with Ligature Resistant Arch Trim



Direct replacement for Schlage®, Sargent®, Best®, Dorma®, and Corbin Russwin® mortise chassis. Please indicate desired brand templating when ordering.

MRXA-R	Function	Finish
		630
Single cylinder functions		
MRXA-R-05	Classroom	1,851.00
MRXA-R-07	Storeroom / Closet	
MRXA-R-13	Dormitory or Exit with thumb turn	1,892.00
Double cylinder functions		
MRXA-R-30	Institutional	1,994.00
MRXA-R-32	Intruder Latchbolt	

Mortise Series	P/N	Door Prep Equivalent
RM	1	Marks® 5 Series Dorma® M9000 series
RC	3	Corbin® ML2000 Series
MS	4	TownSteel® MSE series Best® 35 / 45 Series
RS	6	Sargent® 8200 Series
RL	7	Schlage® L Series

[1] All standard cylinders come with 6-pin Schlage® "C" keyway only. [2] Small format IC housing available. Schlage®, Sargent®, Corbin Russwin®, and Yale® LFIC housings are available at an additional charge. [3] High security 6-pin cylinder and 7-pin SFIC core available in TownSteel "L" keyway. [4] KA, MK, GMK, GGMK & Construction keying are available at an additional charge. [5] All locks come with standard ANSI strike unless specified otherwise. [6] Prices based on F.O.B. City of Industry, CA. [7] Prices subject to change without notice.

Rejuvenator Series

Rejuvenator MRXA Mortise Lock with Ligature Resistant Arch Trim



Direct replacement for Schlage®, Sargent®, Best®, Dorma®, and Corbin Russwin® mortise chassis. Please indicate desired brand templating when ordering.

MRXA-R	Function	Finish
		630
Non-keyed functions		
MRXA-R-19	Privacy / Bathroom with Deadbolt	1,794.00

Mortise Series	P/N	Door Prep Equivalent
RM	1	Marks® 5 Series Dorma® M9000 series
RC	3	Corbin® ML2000 Series
MS	4	TownSteel® MSE series Best® 35 / 45 Series
RS	6	Sargent® 8200 Series
RL	7	Schlage® L Series

Order string is as follows:

[Trim]-[Chassis]-[Function]-[Handing]-[Finish]-[Cylinder]

Example order: MRXA-04-05-RH-630-SC

[1] All standard cylinders come with 6-pin Schlage® "C" keyway only. [2] Small format IC housing available. Schlage®, Sargent®, Corbin Russwin®, and Yale® LFIC housings are available at an additional charge. [3] High security 6-pin cylinder and 7-pin SFIC core available in TownSteel "L" keyway. [4] KA, MK, GMK, GGMK & Construction keying are available at an additional charge. [5] All locks come with standard ANSI strike unless specified otherwise. [6] Prices based on F.O.B. City of Industry, CA. [7] Prices subject to change without notice.

Rejuvenator Series

e-Kontos-R Electronic Mortise Lock



Direct replacement for Schlage®, Sargent®, Best®, Dorma®, and Corbin Russwin® mortise chassis. Please indicate desired brand templating when ordering.

e-Kontos-R	Function	Finish	Mortise Series	P/N	Door Prep Equivalent
		626			
EKO1B	e-Kontos trim with cylinder	2,200.00	RM	1	Marks® 5 Series Dorma® M9000 series
			RC	3	Corbin® ML2000 Series
			MS	4	TownSteel® MSE series Best® 35 / 45 Series
			RS	6	Sargent® 8200 Series
			RL	7	Schlage® L Series

Order string is as follows:

[Series]-[Lockbody]-[Model]-[Lever]-[Handing]-[Finish]-[Cylinder]

Example order: EKE1B-4-2-S-RH-626-SC

[1] All standard cylinders come with 6-pin Schlage® “C” keyway only. [2] Small format IC housing available. Schlage®, Sargent®, Corbin Russwin®, and Yale® LFIC housings are available at an additional charge. [3] High security 6-pin cylinder and 7-pin SFIC core available in TownSteel “L” keyway. [4] KA, MK, GMK, GGMK & Construction keying are available at an additional charge. [5] All locks come with standard ANSI strike unless specified otherwise. [6] Prices based on F.O.B. City of Industry, CA. [7] Prices subject to change without notice.

Rejuvenator Series

e-Kestros Electronic Exit Device Lever Trim



Compatible Exit Device Lever Trim for Detex 10/40, Von Duprin 22, Falcon 19 and 20, Cal Royal 2000 series, Dorex 8500, Hager 4700, and PHI 2100 RIM exit devices.

2000 Series Electronic Exit Device Lever Trim		Function	Finish	
			622	626
EKE1A-2-R	Entrance Rim without cylinder		1,024.00	1,008.00
EKE1B-2-R	Entrance Rim with cylinder		1,311.00	1,296.00

Order string is as follows:

[Trim]-[Function]-[Exit Device Type]-[Lever]-[Finish]-[Cylinder]

Example order: EKE1A-2-R-S-626-SC

[1] All standard cylinders come with 6-pin Schlage® "C" keyway only. [2] Small format IC housing available. Schlage®, Sargent®, Corbin Russwin®, and Yale® LFIC housings are available at an additional charge. [3] High security 6-pin cylinder and 7-pin SFIC core available in TownSteel "L" keyway. [4] KA, MK, GMK, GGMK & Construction keying are available at an additional charge. [5] All locks come with standard ANSI strike unless specified otherwise. [6] Prices based on F.O.B. City of Industry, CA. [7] Prices subject to change without notice.

Indicator Devices

INDICATOR DEVICES	PAGE
Indicator Mortise Locks	356
Aegis MSE-LM	356
Indicator Bored Locks	359
Aegis LIC-SLM	359
Indicator Exit Device Trims	361
Aegis ESG Exit Device Trim	361
Indicator Deadbolts	363
Aegis SLD Deadbolt with Indicator	363

Indicator Devices - Mortise Locks

Aegis MSE-LM



Direct replacement for Schlage®, Sargent®, Best®, Dorma®, Corbin Russwin®, and Marks® mortise chassis. Please indicate desired brand templating when ordering.

Two indicator labels available: OCCUPIED / VACANT, LOCKED / UNLOCKED. Message choice is dependent upon function. Directional “Lock” engraving available on outside, inside, or both.

Aegis MSE-LM		Function	Finish	Mortise Series	P/N	Door Prep Equivalent
			630	RM	1	Marks 5 Series Dorma M9000 series
Single cylinder functions				RC	3	Corbin ML2000 Series
MSE-LM-05	Classroom		1,823.00	MS	4	TownSteel MSE series Best 35 / 45 Series
MSE-LM-07	Storeroom			RS	6	Sargent 8200 Series
MSE-LM-20	Entrance / Apartment			RL	7	Schlage L Series
MSE-LM-21	Dormitory with Deadbolt					
MSE-LM-115	Faculty Privacy ¹		2,251.00			

¹ This is a TownSteel function

[1] All standard cylinders come with 6-pin Schlage® “C” keyway only. [2] Small format IC housing available. Schlage®, Sargent®, Corbin Russwin®, and Yale® LFIC housings are available at an additional charge. [3] High security 6-pin cylinder and 7-pin SFIC core available in TownSteel “L” keyway. [4] KA, MK, GMK, GGMK & Construction keying are available at an additional charge. [5] All locks come with standard ANSI strike unless specified otherwise. [6] Prices based on F.O.B. City of Industry, CA. [7] Prices subject to change without notice.

Indicator Devices - Mortise Locks

Aegis MSE-LM



Direct replacement for Schlage®, Sargent®, Best®, Dorma®, Corbin Russwin®, and Marks® mortise chassis. Please indicate desired brand templating when ordering.

Two indicator labels available: OCCUPIED / VACANT, LOCKED / UNLOCKED. Message choice is dependent upon function. Directional “Lock” engraving available on outside, inside, or both.

Aegis MSE-LM		Function	Finish
			630
Double cylinder functions			
MSE-LM-32	Intruder Latchbolt	1,935.00	
MSE-LM-33	Intruder Deadbolt		
MSE-LM-35	Storeroom		

Mortise Series	P/N	Door Prep Equivalent
RM	1	Marks 5 Series Dorma M9000 series
RC	3	Corbin ML2000 Series
MS	4	TownSteel MSE series Best 35 / 45 Series
RS	6	Sargent 8200 Series
RL	7	Schlage L Series

[1] All standard cylinders come with 6-pin Schlage® “C” keyway only. [2] Small format IC housing available. Schlage®, Sargent®, Corbin Russwin®, and Yale® LFIC housings are available at an additional charge. [3] High security 6-pin cylinder and 7-pin SFIC core available in TownSteel “L” keyway. [4] KA, MK, GMK, GGMK & Construction keying are available at an additional charge. [5] All locks come with standard ANSI strike unless specified otherwise. [6] Prices based on F.O.B. City of Industry, CA. [7] Prices subject to change without notice.

Indicator Devices - Mortise Locks

Aegis MSE-LM



Direct replacement for Schlage®, Sargent®, Best®, Dorma®, Corbin Russwin®, and Marks® mortise chassis. Please indicate desired brand templating when ordering.

Two indicator labels available: OCCUPIED / VACANT, LOCKED / UNLOCKED. Message choice is dependent upon function. Directional “Lock” engraving available on outside, inside, or both.

Aegis MSE-LM	Function	Finish
		630
Non-keyed functions		
MSE-LM-22	Privacy	1,638.00

Order string is as follows:

[Series]-[Indicator]-[Brand Prep]-[Function]-[Lever]-[Handing]-[Finish]-[Cylinder]

Example order: MSE-LM-4-BO-05-S-RH-630-SC

To view the full How to Order, visit [townsteel.com/documents/aegis-mortise-lock-cut-sheet/](https://www.townsteel.com/documents/aegis-mortise-lock-cut-sheet/)

[1] All standard cylinders come with 6-pin Schlage® “C” keyway only. [2] Small format IC housing available. Schlage®, Sargent®, Corbin Russwin®, and Yale® LFIC housings are available at an additional charge. [3] High security 6-pin cylinder and 7-pin SFIC core available in TownSteel “L” keyway. [4] KA, MK, GMK, GGMK & Construction keying are available at an additional charge. [5] All locks come with standard ANSI strike unless specified otherwise. [6] Prices based on F.O.B. City of Industry, CA. [7] Prices subject to change without notice.

Indicator Devices - Bored Locks

Aegis LIC-SLM



Three indicator labels available: SECURE / UNSECURE, OCCUPIED / VACANT, LOCKED / UNLOCKED.

Directional “Lock” engraving available on outside, inside, or both.

Bored Lock with Large Message Indicator		Function	Finish
			630
Single cylinder functions			
SLM-F84T	Classroom ¹		1,069.00
SLM-F86	Storeroom		
SLM-F115	Faculty Privacy ¹		1,191.00
Double cylinder functions			
SLM-F110	Classroom Intruder		1,129.00

¹ This is a TownSteel function

[1] Prices based on F.O.B. City of Industry, CA. [2] Prices subject to change without notice.

Indicator Devices - Bored Locks

Aegis LIC-SLM



Three indicator labels available: SECURE / UNSECURE, OCCUPIED / VACANT, LOCKED / UNLOCKED.

Directional “Lock” engraving available on outside, inside, or both.

Bored Lock with Large Message Indicator		Function	Finish
			630
<i>Non-keyed functions</i>			
SLM-F75	Passage		1,003.00
SLM-F76	Privacy		1,069.00

Order string is as follows:

[Series]-[Indicator]-[Function]-[Lever]-[Handing]-[Finish]-[Cylinder]-[Strike]

Example order: SLM-F84T-S-LH-630-SC-A

To view the full How to Order, visit [townsteel.com/documents/aegis-bored-lock-cut-sheet/](https://www.townsteel.com/documents/aegis-bored-lock-cut-sheet/)

[1] Prices based on F.O.B. City of Industry, CA. [2] Prices subject to change without notice.

Indicator Devices - Exit Device Trims

Aegis ESG Exit Device Trim



The Aegis ESG trim is compatible with the following: TownSteel ED 1100/1200/8900/9700 Series, Von Duprin® VD22/99 Series, Marks® M9900 Series, Hager® 4700 Series, Detex® 10 Series, Sargent® 8000 Series, Corbin Russwin® ED5000 Series, Dorma® 9000 Series, Precision® PHI 2000 Series, Falcon® 20 Series, and Accentra® (Yale) 2100/6100/7100 Series.

ESG Exit Device Trim	Description	Finish	
		622 ¹	630
ESG-08	ESG for RIM Exit Device, F08 Entrance - Entrance by lever. Cylinder outside locks and unlocks outside lever trim.	1,187.00	
ESG-08T	ESG for RIM Exit Device, F08T Entrance - Entrance by lever. Cylinder outside and thumb turn inside locks and unlocks outside lever trim.		
ESG-09	ESG for RIM Exit Device, F09 Night Latch/Storeroom ² - Entrance by lever only when released by key. Key removable only when locked.	1,222.00	
ESG-10	ESG for RIM Exit Device, F10 Intruder - Entrance by lever. Inside or outside Cylinder locks or unlocks lever.	1,247.00	

¹ Minimum order quantity required, please check with factory

² Requires special cam if using your own cylinder. If using your own cylinder, the cam accessory package must be purchased; please consult factory.

[1] All standard cylinders come with 6-pin Schlage® "C" keyway only. [2] Cylinder functions are available with the standard Schlage "C" keyway, Small Format 7-pin less core, LFIC Schlage / Corbin Russwin® less core, or L7 High Security cylinder with TownSteel "L" keyway. [3] MK, GMK, & GGMK are available at an additional charge. [4] All locks come with standard ANSI strike unless specified otherwise. [5] Prices based on F.O.B. City of Industry, CA. [6] Prices subject to change without notice.

Indicator Devices - Exit Device Trims

Aegis ESG Exit Device Trim



ESG Exit Device Trim	Description	Finish	
		622 ¹	630
ESG-LBR-08	ESG for SVR LBR Exit Device, F08 Entrance - Entrance by lever. Cylinder outside locks and unlocks outside lever trim.	1,187.00	
ESG-LBR-08T	ESG for SVR LBR Exit Device, F08T Entrance - Entrance by lever. Cylinder outside and thumb turn inside locks and unlocks outside lever trim.		
ESG-LBR-09	ESG for SVR LBR Exit Device, F09 Night Latch/Storeroom ² - Entrance by lever only when released by key. Key removable only when locked.	1,222.00	
ESG-LBR-10	ESG for SVR LBR Exit Device, F10 Intruder - Entrance by lever. Inside or outside Cylinder locks or unlocks lever.	1,247.00	

Order string is as follows:

[Trim]-[Indicator]-[Function]-[Lever]-[Handing]-[Finish]-[Cylinder]-[Brand]

Example Order (Von Duprin 22): ESG-08T-S-RHR-630-SC-VD22

To view the full How to Order, visit townsteel.com/documents/aegis-esg

¹ Minimum order quantity required, please check with factory

² Requires special cam if using your own cylinder. If using your own cylinder, the cam accessory package must be purchased; please consult factory.

[1] All standard cylinders come with 6-pin Schlage® "C" keyway only. [2] Cylinder functions are available with the standard Schlage "C" keyway, Small Format 7-pin less core, LFIC Schlage / Corbin Russwin® less core, or L7 High Security cylinder with TownSteel "L" keyway. [3] MK, GMK, & GGMK are available at an additional charge. [4] All locks come with standard ANSI strike unless specified otherwise. [5] Prices based on F.O.B. City of Industry, CA. [6] Prices subject to change without notice.

Indicator Devices - Deadbolts

Aegis SLD Deadbolt with Indicator



DBM Series		Function	Finish
			630
SLD-61	Single cylinder x thumb turn		369.00
SLD-62	Double cylinder		

Order string is as follows:
[Series]-[Function]-[Finish]

Example order: SLD-61-630-SC

For more information, contact the factory at:
info@townsteel.com

[1] All standard cylinders come with 6-pin Schlage® "C" keyway only. [2] MK, GMK, & GGMK are available at an additional charge. [3] All locks come with standard ANSI strike unless specified otherwise. [4] Prices based on F.O.B. City of Industry, CA. [5] Prices subject to change without notice.

Case Quantities

All products in this section are stocked and must be ordered in case quantities

CDC-1 Grade 1 Cylindrical (Sentinel / Quest / Gala)	Functions	Quantity per Case	Weight	List Price per Case
CDC-1-75 (626)	Passage	6	30 lbs.	1,507.00
CDC-1-76 (626)	Privacy	6	30 lbs.	1,803.00
CDC-1-84 (626)	Classroom	6	30 lbs.	2,143.00
CDC-1-86 (626)	Storeroom	6	30 lbs.	1,895.00
CDC-1-109 (626)	Entry	6	30 lbs.	
CDC-1-76 (622)	Privacy	6	30 lbs.	
CDC-1-75 (622)	Passage	6	30 lbs.	1,593.00
CDC-1-84 (622)	Classroom	6	30 lbs.	2,222.00
CDC-1-86 (622)	Storeroom	6	30 lbs.	1,988.00
CDC-1-109 (622)	Entry	6	30 lbs.	

CSRC-1 Grade 2 Cylindrical (Sentinel / Quest / Gala)	Functions	Quantity per Case	Weight	List Price per Case
CSRC-1-75 (626)	Passage	12	30 lbs.	1,495.00
CSRC-1-76 (626)	Privacy	12	30 lbs.	1,509.00
CSRC-1-84 (626)	Classroom	12	30 lbs.	1,758.00
CSRC-1-86 (626)	Storeroom	12	30 lbs.	
CSRC-1-109 (626)	Entry	12	30 lbs.	
CSRC-1-75 (622)	Passage	12	30 lbs.	1,612.00
CSRC-1-76 (622)	Privacy	12	30 lbs.	1,715.00

[1] Prices based on F.O.B. City of Industry, CA. [2] Prices subject to change without notice.

Case Quantities

All products in this section are stocked and must be ordered in case quantities

CSRC-1 Grade 2 Cylindrical (Sentinel / Quest / Gala)	Functions	Quantity per Case	Weight	List Price per Case
CSRC-1-84 (622)	Classroom	12	30 lbs.	1,993.00
CSRC-1-86 (622)	Storeroom	12	30 lbs.	
CSRC-1-109 (622)	Entry	12	30 lbs.	

TDC 40 Heavy Duty Commercial Closer	Description	Quantity per Case	Weight	List Price per Case
TDC 40-1 (AL, DU)	Regular arm	4	49 lbs.	1,516.00
TDC 40 HOA-1 (AL, DU)	Hold Open arm	3	43 lbs.	1,405.00
TDC 40 CUSH-1 (AL, DU)	Cush arm	3	44 lbs.	1,433.00
TDC 40 HCUSH-1 (AL, DU)	Hold Open Cush arm	3	44 lbs.	1,471.00
TDC 40 EDA-1 (AL, DU)	Extra Heavy Duty arm	4	57 lbs.	1,632.00

TDC 85 Heavy Duty Commercial Closer	Description	Quantity per Case	Weight	List Price per Case
TDC 85-1 (AL, DU)	Regular arm	6	45 lbs.	1,352.00
TDC 85 HOA-1 (AL, DU)	Hold Open arm	6	45 lbs.	1,787.00
TDC 85 CUSH-1 (AL, DU)	Cush arm	4	42 lbs.	1,237.00
TDC 85 HCUSH-1 (AL, DU)	Hold Open Cush arm	4	46 lbs.	1,331.00

[1] Prices based on F.O.B. City of Industry, CA. [2] Prices subject to change without notice.

Case Quantities

All products in this section are stocked and must be ordered in case quantities

TDC 70 Standard Duty Commercial Closer	Description	Quantity per Case	Weight	List Price per Case
TDC 70-1 (AL, DU)	Regular arm	6	51 lbs.	1,290.00
TDC 70 HOA-1 (AL, DU)	Hold Open arm	3	35 lbs.	1,724.00
TDC 70 CUSH-1 (AL, DU)	Cush arm	3	33 lbs.	1,849.00
TDC 70 HCUSH-1 (AL, DU)	Hold Open Cush arm	3	37 lbs.	1,934.00

ED9700 Grade 1 Exit Device	Description	Quantity per Case	Weight	List Price per Case
ED9700 36 (630)	36" Rim exit device	4	52 lbs.	4,473.00
EF9700 36 (630)	36" Rim fire exit device	4	54 lbs.	5,049.00
ED9700 48 (630)	48" Rim exit device	4	63 lbs.	4,878.00
EF9700 48 (630)	48" Rim fire exit device	4	65 lbs.	5,199.00
ED9727 36 (630)	36" Surface Vertical Rod exit device	4	41 lbs.	5,737.00
EF9727 36 (630)	36" Surface Vertical Rod fire exit device	4	43 lbs.	6,127.00
ED9727 48 (630)	48" Surface Vertical Rod exit device	4	66 lbs.	6,147.00
EF9727 48 (630)	48" Surface Vertical Rod fire exit device	4	68 lbs.	6,530.00

[1] Prices based on F.O.B. City of Industry, CA. [2] Prices subject to change without notice.

Terms and Conditions of Sale

1. Sale. As used herein, the term "Seller" shall mean TownSteel Incorporated and "Buyer" shall mean the party issuing a purchase order for or otherwise acquiring goods to be supplied by Seller. The Terms and Conditions of Sale contained herein shall apply to all quotations made and purchase orders entered by Seller. These Terms and Conditions of Sale constitute an offer by Seller to sell products (the "Products") pursuant to the terms and conditions stated herein. THIS OFFER IS EXPRESSLY CONDITIONED ON ACCEPTANCE WITHOUT ADDITION OR ALTERATION. SELLER HEREBY PROVIDES NOTICE THAT IT OBJECTS TO ANY ADDITIONAL OR DIFFERENT TERMS PROPOSED IN ANY INSTRUMENT REQUESTING OR CONFIRMING THIS OFFER OF SALE BY OR ON BEHALF OF BUYER. These Terms and Conditions supersede any provisions, terms and conditions contained on any confirmation, purchase order or other writing the Buyer may give or receive, and the rights of the parties shall be governed exclusively by these Terms and Conditions. No contrary, additional, or different provisions, terms or conditions shall be binding on the seller. All orders placed by Buyer are subject to acceptance by Seller. Orders may not be canceled or rescheduled without Seller's written consent. All orders must identify the products, unit quantities, part numbers, applicable prices and requested delivery dates of the Products being purchased.

2. Prices; Payment; Setoff. Unless otherwise provided in writing by Seller, all prices quoted (i) are F.O.B. Seller's facility in City of Industry, California, or other location specified by Seller; (ii) are based on the quantities specified for delivery; (iii) shall automatically expire sixty (60) calendar days following the quotation date; and (iv) are subject to termination by Seller within such period. Such prices are subject to increase by Seller for (i) any order change made by Buyer and approved by Seller, (ii) with respect to multiple orders pursuant to a single purchase order, for any order confirmed after a general price increase made by Seller, and (iii) orders requiring special inspection, special packaging, handling and/or certification. In addition, unless otherwise provided in a written quotation or invoice, payment terms shall be Net 30 days or whatever approved by seller and interest shall accrue on all past due invoice amounts at the rate of 1.5% per month (or the maximum amount permitted by applicable law, whichever is lower), and be calculated starting from the fifteenth (15) day of invoice due date. Failure to timely pay any Seller invoice shall cause all subsequent invoices to become immediately due and payable. Seller may set off any amount due from Buyer, whether or not under this agreement, against any amount which may become due to Buyer hereunder. In the event of default by Buyer, Seller shall be entitled to costs, fees, and expenses, including but not limited to recovery of attorney fees, court costs and fees, and collections costs.

3. Shipment; Risk of Loss; Title. Unless otherwise agreed to in writing by the parties, deliveries of the goods shall be F.O.B. Seller's facility in City of Industry, California, or other location specified by Seller. Seller shall not be obligated to accept Product orders totaling less than \$100.00. For orders less than \$300, a \$30 processing charge will be added. Seller shall use its reasonable efforts to place the goods in the possession of a carrier and to make a contract for their transportation as may be reasonable, having regard for the nature of the goods and generally accepted commercial standards. Buyer shall be responsible for and pay all expenses paid or incurred by Seller in delivering the goods. Buyer shall be responsible for insuring the goods during shipment. Risk of loss of the goods shall pass to Buyer at the time the goods are tendered to such carrier. Seller is not responsible for any items lost or damaged during the course of shipment. Buyer

is responsible for inspection of the shipment(s) for damages before signing for shipment. Buyer is to note of any visible damage on the delivery ticket on the copy to the Carrier and contact both the Carrier and Seller immediately.

4. Acceptance; Adjustments. All Products sold by Seller hereunder shall be deemed correct and acceptable by Buyer unless within ten (10) days following Buyer's receipt of the Product, Buyer notifies Seller in writing of any claim that such Products are damaged or defective. Any claims for shortages or invoice discrepancies must be made to Seller in writing within ten (10) days following the invoice date to qualify for an adjustment. Claims for loss or damage because of shipment must include a copy of the delivery receipt that lists such damage, signed by the delivery driver. The Buyer must give notice of any claim within 10 days from the date of delivery. Failure to meet the 10 days will constitute an unconditional acceptance of the products and a waiver by the Buyer of all claims with respect to the products.

5. Warranties and Remedies. Seller warrants that all its products are free from defects in workmanship and material under normal use and service as shown in the Warranty document. Inspection will be made by the Buyer at the time and place of delivery. Seller will, at its option, repair or replace defective products with no charge for parts or labor, provided said products are returned to Seller at 17901 Railroad Street, City of Industry, CA 91748, freight prepaid, accompanied by Seller-provided RMA number, proof of purchase with date and a written notice which includes Buyer's name, address, telephone number, email address, item No. and a brief description of the defect or problem. Refer to the RMA Policy for additional information. Seller is not responsible for defects or damages which occur from improper installation, maintenance and storage, shipping and handling, ordinary wear and tear, misuse, abuse, accident, unauthorized service, work done by others, consequential damages, or use of Seller's products with unauthorized non-Seller's parts.

6. Cancellation. Seller may designate certain Products and Services as noncancelable and the sale of such Products shall be subject to any special terms and conditions contained in Seller's Proforma Invoice which shall prevail and supersede any inconsistent terms and conditions contained herein or elsewhere. Buyer shall be liable to Seller for any and all costs and expenses incurred by Seller (including, without limitation, reasonable attorney's fees) in connection with Seller's collection of any past due invoice amounts. In the event that Buyer cancels any order placed (in whole or in part) without Seller's consent, Buyer shall be liable to Seller for reasonable cancellation charges, which shall include, but not be limited to, all costs and expenses incurred by Seller in preparing to fulfill such order. Cancellations will be accepted only upon receipt of written notice from Buyer and acceptance by Seller. Buyer shall incur a restocking charge of twenty five percent (25%) of the total invoice for any order canceled more than three (3) calendar days after initially placed with Seller.

7. Returns. Seller may designate certain Products and Services as non-returnable and the sale of such Products shall be subject to any special terms and conditions contained in Seller's Proforma Invoice, which shall prevail and supersede any inconsistent terms and conditions contained herein or elsewhere. No merchandise shall be accepted for credit unless the return has been previously authorized by Seller in writing and Buyer returns the Products in original condition and packaging along with a copy of Seller's authorization for such return. Returns shall be accepted within ninety (90) days after receiving the product, Buyer shall incur a restocking charge of twenty five

This document is a strictly confidential communication to and solely for the use of the recipient. It may not be reproduced or circulated without TownSteel's prior written consent. These Terms and Conditions are effective as of July 1, 2020.

Terms and Conditions of Sale

percent (25%) of the total invoice for any order returned. Any credit issued pursuant to the terms herein shall be applied to Buyer's future Product orders. Seller shall not be obligated to issue any refund to Buyer.

8. Security Interest. Buyer hereby grants to Seller a purchase money security interest in all Products covered hereby as security for payment of all amounts due hereunder. Buyer agrees that Seller may take any actions reasonably necessary to perfect, preserve, and protect the security interest created hereby. The Seller shall have all of the remedies of a secured creditor under the Uniform Commercial Code or similar law of the country, kingdom, territory or principality in which Buyer is resident or to which the Products are shipped.

9. Option to Accelerate. Upon written notice to Buyer, Seller shall have the right to demand immediate payment of amounts due hereunder when Seller believes in good faith that the prospect or payment or performance by Buyer hereunder is impaired. The acceptance of Products by Buyer shall constitute an express representation that Buyer is not then insolvent within the meaning of Title 11, United States Code, or similar federal or state law or similar law of any foreign government.

10. Taxes. Any tax, duty, custom, impost or other fee of any nature imposed upon this transaction by any Federal, State, local or foreign governmental authority shall be paid by Buyer in addition to the price quoted or invoiced. In the event Seller is required to prepay any such tax, Buyer will promptly reimburse Seller for same. Buyer agrees to indemnify and hold Seller harmless for any liability for tax in connection with the sale, as well as the collection or withholding thereof, including penalties and interest thereon.

11. Contingencies. Seller will make reasonable efforts to fulfill orders; however, Seller will not be liable for any delay in performance or nonperformance on the part of Seller, directly or indirectly caused by fire, explosion, accidents, flood, labor trouble or shortage, war, act or regulation of any government, inability to obtain suitable material, equipment, fuel, power or transportation, or act of God; arising from contingencies, happenings or causes beyond the reasonable control of Seller. Quantities so affected by any such circumstances may be reduced by Seller without liability, but this agreement shall otherwise remain unaffected.

12. Default; Modification; Suspension. Cancellation, modification, suspension, or delay in shipment of Buyer's order shall not be accepted on terms which will not fully indemnify and reimburse Seller against loss; such indemnity to include recovery of all direct costs incurred and a normal profit.

13. Credit Approval. Shipments, deliveries, and performances of work shall at all times be subject to the approval of the Seller's credit department. Seller may at any time decline to make any shipment or delivery or perform any work except upon receipt of payment in advance or upon such other payment terms as are acceptable to Seller's credit department.

14. Waiver. No claim or right arising out of a breach of any agreement to purchase Products by Buyer may be discharged in whole or in part by a waiver or renunciation of the claim or right by Seller unless supported by consideration and in writing signed by Seller. No waiver of a breach shall operate or be construed as a waiver of any subsequent breach.

15. Assignment. Buyer shall not assign or transfer any of its rights or obligations hereunder without Seller's prior written consent.

16. Governing Law; Venue. The contract made by acceptance of this/all offer(s) shall be deemed made in the State of California and shall be governed by and construed in accordance with the laws of that state, without regard or giving effect to its principles of conflicts of laws principles, as if fully performed in California. In addition, Buyer agrees that any and all disputes arising out of or in connection with such contract shall be resolved exclusively in the state and/or federal courts located within the State of California, which shall have exclusive jurisdiction.

17. Entire Agreement. Upon acceptance by Buyer with signature on Credit Application or credit card authorization, these terms and conditions shall contain the entire agreement of the parties regarding the subject matter hereof and shall supersede any and all purchase orders, bills of lading, invoices, letters of intent, agreements, understandings and negotiations regarding same. Any change affecting these Terms and Conditions of Sale must be approved in writing by Seller.

18. Severability. If any provision, clause or part of these Terms and Conditions or any agreement between the Buyer and Seller, or the application thereof is held invalid, the remainder of any such agreement, or the application of such provision, clause or part under other circumstances shall not be affected thereby.

19. Binding Effect. These Terms and Conditions shall be binding and inure to the benefit of the parties hereto, their successors and assigns, or other legal representatives.

20. Miscellaneous. When paying by credit card a 2% processing fee will be added to the invoice at time of payment. Orders will be considered complete when shipped within 10% over or under order quantities unless otherwise specified on customer orders. Prepaid transportation charges will be shown as a separate invoice item. All tools remain the property of TownSteel.

This document is a strictly confidential communication to and solely for the use of the recipient. It may not be reproduced or circulated without TownSteel's prior written consent. These Terms and Conditions are effective as of July 1, 2020.



17901 Railroad Street
City of Industry, CA
91748

877-858-0888
info@townsteel.com

townsteel.com